


Heavy Duty Relay

730 Series



Part Number Description

730



① Contact Arrangement	1 : 1N/O	2 : 2N/O		
② Mounting & Terminal	TB : Upper (screw) mounting / Bolt		TR : Din-rail mounting / Bolt	
	QB : Upper (screw) mounting / Quick-connect (#350)		QR : Din-rail mounting / Quick-connect (#250)	
③ Coil Voltage	12VDC	24VDC	100/120VAC	220/240VAC

General Specification

Contact Ratings	Contact Form	1N/O	2N/O		
	Contact Material	Ag alloy			
	Maximum Contact Resistance	100mΩ			
	Rated Current (Resistance Load)	30A 30VDC	25A 30VDC		
		30A 277VAC	25A 277VAC		
	Maximum Switching Current	30A	25A		
	Maximum Rated Voltage	DC 900W / 8,310VAC	DC 750W / 5,500VAC		
	Minimum Switching Current *	100mA 5VDC			
Coil Ratings	Coil Voltage	12VDC	24VDC	100/120VAC 50/60 Hz	220/240VAC 50/60 Hz
	Coil Consumption	DC	1.9W Approx.		
		AC	1.7 ~ 1.9VA (6VAC ~ 48VAC)		
			1.9 ~ 2.7VA (100/120VAC)		
		1.8 ~ 2.6VA (200/240VAC)			
	Minimum Pick-up	80% of Nominal			
Maximum Drop Out Voltage	DC : 10% of Nominal				
	AC : 30% of Nominal				
Operating Time	Maximum Pickup	30ms			
	Minimum Dropout	30ms			
Insulation Resistance	100MΩ at 500VDC				
Dielectric Strength	Between Contact Points (2a) : 2,000Vrms for 1 minute.				
	Between Contact Points and Coil : 4,000Vrms for 1 minute.				
Life Cycle	Mechanical : Min. 1,000,000				
	Electrical : Min. 100,000				
Vibration Resistant	10~55Hz (width of vibration 1.5mm)				
Ambient Temperature	-10°C ~ +60°C (with no icing or condensing)				
Ambient Humidity	35% ~ 80%RH (no condensing)				
Weight	TB : 210g / QB : 160g				
Tightening Torque	1.2N·m (12.24kgf·cm)				









* The minimum switching current is indicated as a standard value. The actual minimum switching rate is variable factor according to the make and break frequency, environmental condition and anticipated credibility level. Therefore, it is recommended that tests be done to test actual load value before the production process.

☞ Specifications and materials can be changed without prior notice for the enhancement of the quality.

Heavy Duty Relay

730 Series

Product Selection

	Contact	Type	Rated Voltage	Part Number		Contact	Type	Rated Voltage	Part Number
	1N/O	-Screw Terminal -Bracket	220VAC	730-1TB 220VAC		2N/O	-Screw Terminal -Bracket	220VAC	730-2TB 220VAC
			110VAC	730-1TB 110VAC				110VAC	730-2TB 110VAC
			24VDC	730-1TB 24VDC				24VDC	730-2TB 24VDC
			12VDC	730-1TB 12VDC				12VDC	730-2TB 12VDC
	1N/O	-Screw Terminal -Din-rail	220VAC	730-1TR 220VAC		2N/O	-Screw Terminal -Din-rail	220VAC	730-2TR 220VAC
			110VAC	730-1TR 110VAC				110VAC	730-2TR 110VAC
			24VDC	730-1TR 24VDC				24VDC	730-2TR 24VDC
			12VDC	730-1TR 12VDC				12VDC	730-2TR 12VDC
	1N/O	-Quick Connector -Bracket	220VAC	730-1QB 220VAC		2N/O	-Quick Connector -Bracket	220VAC	730-2QB 220VAC
			110VAC	730-1QB 110VAC				110VAC	730-2QB 110VAC
			24VDC	730-1QB 24VDC				24VDC	730-2QB 24VDC
			12VDC	730-1QB 12VDC				12VDC	730-2QB 12VDC
	1N/O	-Quick Connector -Din-rail	220VAC	730-1QR 220VAC		2N/O	-Quick Connector -Din-rail	220VAC	730-2QR 220VAC
			110VAC	730-1QR 110VAC				110VAC	730-2QR 110VAC
			24VDC	730-1QR 24VDC				24VDC	730-2QR 24VDC
			12VDC	730-1QR 12VDC				12VDC	730-2QR 12VDC

Dimension

unit : mm

