



Online Data Sheet

Encoder WDGA 58A PROFIBUS-DP (con)

www.wachendorff-automation.com/wdga58apbs

Wachendorff Automation

... systems and encoders

- Complete systems
- Industrial rugged encoders to suit your application
- Standard range and customer versions
- Maximum permissible loads
- 48-hour express production
- Made in Germany
- Worldwide distributor network

Encoder WDGA 58A absolute PROFIBUS-DP magnetic, with EnDra®- Technology



EnDra®
Technologie

PROFI
BUS

PIV CERTIFIED
PROFIBUS • PROFINET

- EnDra®: maintenance-free and environmentally friendly
- PROFIBUS-DP, Single-turn/Multi-turn
- Single-turn/Multi-turn (max. 14 bit/39 bit)
- Forward-looking technology with 32 Bit processor
- 2 colour-duo LED's as indicator for operating condition and bus status
- High shaft load up to 220 N radial, 120 N axial
- Device Profile switchable, Class 1, 2, 3, 4

www.wachendorff-automation.com/wdga58apbs

Mechanical Data

Housing	
Flange	synchro flange
Flange material	aluminum
Housing cap	steel case chrome-plated, magnetic shielding
Housing	Ø 58 mm

Shaft(s)

Shaft material	stainless steel
Starting torque	approx. 1 Ncm at ambient temperature, approx. 1.416 in-ozf at ambient temperature

Shaft	Ø 6 mm
Advice	Attention: No option AAS = full IP67 version
Shaft length	L: 12 mm
Max. Permissible shaft loading radial	125 N
Max. Permissible shaft loading axial	120 N

Shaft	Ø 8 mm
Advice	Attention: No option AAS = full IP67 version
Shaft length	L: 19 mm
Max. Permissible shaft loading radial	125 N
Max. Permissible shaft loading axial	120 N

Shaft	Ø 10 mm
Shaft length	L: 20 mm
Max. Permissible shaft loading radial	220 N
Max. Permissible shaft loading axial	120 N

Shaft	Ø 9.525 mm, Ø 3/8"
Advice	Attention: No option AAS = full IP67 version
Shaft length	L: 20 mm, L: 0.787 in
Max. Permissible shaft loading radial	220 N, 22.434 kp
Max. Permissible shaft loading axial	120 N, 12.237 kp

Bearings

Bearings type	2 precision ball bearings
Nominale service life	1 x 10 ⁹ revs. at 100 % rated shaft load 1 x 10 ¹⁰ revs. at 40 % rated shaft load 1 x 10 ¹¹ revs. at 20 % rated shaft load
Max. operating speed	8000 rpm

Machinery Directive: basic data safety integrity level

MTTF _d	300 a
Mission time (TM)	20 a
Nominale service life (L10h)	1 x 10 ¹¹ revs. at 20 % rated shaft load and 8000 rpm
Diagnostic coverage (DC)	0 %

Electrical Data

Power supply/Current consumption	10 VDC up to 32 VDC: typ. 100 mA (24 VDC)
Power consumption	max. 2.5 W

Sensor data

Single-turn technology	innovativ hall sensor technology
Single-turn resolution	up to 16,384 steps/360° (14 bit)
Single-turn accuracy	< ±0.35°
Single-turn repeat accuracy	< ±0.20°
Internal cycle time	600 µs
Multi-turn technology	patented EnDra® technology no battery and no gear.
Multi-turn resolution	up to 39 bit

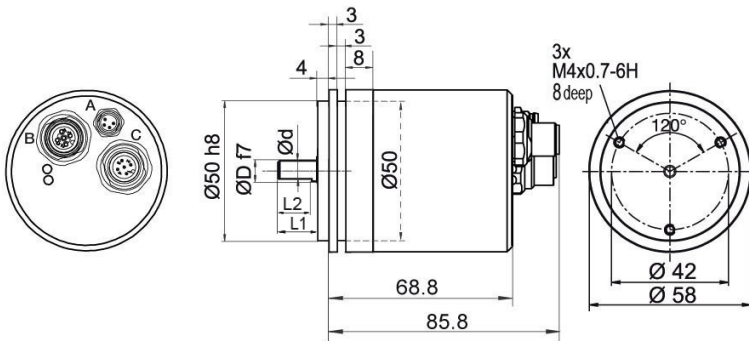
Environmental data

Environmental data:	
ESD (DIN EN 61000-4-2):	8 kV
Burst (DIN EN 61000-4-4):	2 kV
includes EMC:	DIN EN 61000-6-2 DIN EN 61000-6-3
Vibration: (DIN EN 60068-2-6)	50 m/s ² (10 Hz up to 2000 Hz)
Shock: (DIN EN 60068-2-27)	1000 m/s ² (6 ms)
Design:	according DIN VDE 0160
Turn on time:	<1,5 s

Interface	
Interface:	PROFIBUS-DP
Protocol:	PROFIBUS-DPV0/V2
Device Profile:	Class 1, 2, 3, 4
Line-Driver:	galvanic isolated
Baud rate:	max. 12 MBaud
Function:	Multiturn
Nodeaddressing:	adjustable via software
Termination resistor:	non-existent
Code:	binary, CW default, programable
Programmable Parameter:	steps per revolution counts of revolution Preset Scale Counting direction
Diagnostics:	Position and parameter errors EnDra [®] -diagnosis
Status encoder:	DUO-LED
Status bus:	DUO-LED

General Data	
Connections	connector outlet
Protection rating (EN 60529)	Housing: IP65, IP67; shaft sealed: IP65
Operating temperature	-40 °C up to +85 °C, -40 °F up to +176 °F
Storage temperature	-40 °C up to +100 °C, -40 °F up to +212 °F


More Information	
General technical data and safety instructions	http://www.wachendorff-automation.com/gtd
Options	http://www.wachendorff-automation.com/acc


WDGA 58A PROFIBUS-DP with 1x M8, 2x M12, axial DB4


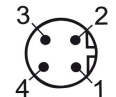
D = 6, L1 = 12, d = 5.3, L2 = 10 shaft with flat
 D = 8, L1 = 19, d = 7.5, L2 = 15 shaft with flat
 D = 10, L1 = 20 shaft with out flat*
 D = 3/8", L1 = 20, d = 8.3, L2 = 10 shaft with flat

* Option full IP67 version: (only D = Ø 10 mm)
 D = 10, L1 = 20, d = 9, L2 = 15 shaft with flat

Description
DB4 axial, 1x M8, 4-pin; 1x M12, 5-pin; 1x M12, 4-pin,

Assignments	
DB4	
	
connector (A)	M8x1, 4-pin
(+) Vcc	1
n. c.	2
GND	3
GND	4

Assignments	
DB4	
	
Female connector (B)	M12x1, 5-pin, B-coded
BUS	OUT
5 V DP	1
A	2
GND DP	3
B	4
n. c.	5

Assignments	
DB4	
	
connector (C)	M12x1, 4-pin, B-coded
BUS	IN
n. c.	1
A	2
n. c.	3
B	4

Options

Shafts sealed to IP67, only with 10 mm shaft with flat, not at D-SUB SD9/SE9**Order key**

The encoder WDGA 58A PROFIBUS-DP (con) can be supplied in a full IP67 version.

AAS

Max. RPM: 3500 min⁻¹

Permitted Shaft-Loading: axial 100 N; radial 110 N

Starting-torque: approx. 4 Ncm at ambient temperature

Example Order No.	Type	Your encoder
WDGA 58A	WDGA 58A	WDGA 58A
Shaft		
06	Ø 6 mm Attention: No option AAS = full IP67 version	06
	Ø 8 mm Attention: No option AAS = full IP67 version	08
	Ø 10 mm	10
	Ø 9.525 mm Ø 3/8" Attention: No option AAS = full IP67 version	4Z
Single-turn Resolution		
12	Single-turn resolution 1 up to 14 bit, e. g. 12 bit = 12	12
Multi-turn Resolution		
18	Multi-turn up to 39 bit, e. G. 18 bit = 18	18
Data protocol		
DP	PROFIBUS-DP (without bus cover)	DP
Software		
A	up to date release	A
Code		
B	binary	B
Power supply		
0	10 V up to 32 V (standard)	0
Galvanic isolation		
1	yes	1
Electrical connections		
DB4	Connector:	
	connector, 1x M8, 4-pin; 1x M12, 5-pin; 1x M12, 4-pin, axial	DB4
Options		
	Without option	Empty
	Shafts sealed to IP67, only with 10 mm shaft with flat, not at D-SUB SD9/SE9	AAS

Example Order No.	WDGA 58A	06	12	18	DP	A	B	0	1	DB4	
--------------------------	----------	----	----	----	----	---	---	---	---	-----	--

WDGA 58A											Example Order No.
----------	--	--	--	--	--	--	--	--	--	--	--------------------------



For further information please contact our local distributor.
Here you find a list of our distributors worldwide.
<https://www.wachendorff-automation.com/>



Wachendorff Automation GmbH & Co. KG
Industriestrasse 7 • 65366 Geisenheim
Germany

Phone: +49 67 22 / 99 65 25
Fax: +49 67 22 / 99 65 70
E-Mail: wdg@wachendorff.de
www.wachendorff-automation.de

