

Control Switch

K16 Series



Pilot Light
(Ø20 - Flush Type)



Non-Illuminated
Push Button Switch
(Ø20 - Flush Type)



Illuminated
Push Button Switch
(Ø20 - Flush Type)



Selector Switch
(Ø20 - Flush Type)



Key Switch
(Ø20 - Flush Type)



Non-Illuminated
Buzzer
(Ø20 - Flush Type)



Illuminated Buzzer
(Ø20 - Flush Type)



Pilot Light



Non-Illuminated
Push Button Switch



Illuminated
Push Button Switch



Selector Switch



Key Switch



Non-Illuminated
Emergency Stop Switch



Illuminated
Emergency Stop Switch



Non-Illuminated
Mushroom Push Button Switch



Illuminated
Mushroom Push Button Switch



Non-Illuminated
Buzzer



Illuminated
Buzzer

Control Switch

K16 Series

Part Number Description

K16		1	2	3	4	5
Model	K16 Control Switch					
1 Operator Type	1 : Pilot Light	2 : Momentary	3 : Maintained	4 : 2 Position selector	5 : 3 Position selector	6 : 2 Position key
	7 : 3 Position key	8 : Emergency Stop (nominal)	9 : Push mushroom			
2 Illumination & Shape	1 : Non - Illuminated Round	2 : Non - Illuminated Square	3 : Non - Illuminated Rectangular	4 : Non-Illuminated Round(Ø20 Metal)	5 : Illuminated Round(Ø20 Flush Type)	
	7 : Illumination Round (LED)	8 : Illumination Square (LED)	9 : Illumination Rectangular (LED)			
3 Contact Form	0 : No Contact	1 : 1C	2 : 2C			
4 Color	R : Red	G : Green	Y : Yellow	B : Blue	W : White	K : Black
5 Rated Voltage	No mark : Standard (no voltage)	6VDC	12VDC	24VDC	220VAC	
Illuminated Buzzer	K16-CZL (Round - continuous sound)	K16-BZL (Rectangular - continuous sound)	K16-CZL2 (Ø20 Flush Type - continuous sound)			
Non-Illuminated Buzzer	K16-CZ (Round - continuous sound)	K16-BZ (Rectangular - continuous sound)	K16-CZ2 (Ø20 Flush Type - continuous sound)			

⇒ Ø20 : Flush Type

General Specification

Contact Ratings	Contact Form	1C, 2C			
	Contact Material	Ag Alloy (24K gold plate)			
	Maximum Switching Current	3A			
	Maximum Rated Voltage	250VAC, 110VDC			
	Rated Current	1A 24VDC / 120VAC			
		0.5A 250VAC			
LED Module Ratings	Minimum Switching Current	1mA 5VDC			
	Color	Red, Green, Yellow, Blue, White, Black			
	Rated Voltage	6VDC, 24VDC, 12VDC, 220VAC			
	Rated Current	Approx. 10mA			
Buzzer Ratings	Life Cycle ¹⁾	50,000 hrs			
	Tone	Continuous			
	Amplitude	80dB(phon) / 0.1m		65dB(phon) / 1m	
		Rated Voltage			24VDC
	Rated Current	Approx. 15mA			
Life Cycle	1,000 hours				
General Ratings	Contact Resistance	Max. 50mΩ			
	Insulation Resistance	Min. 100MΩ (500VDC)			
	Dielectric Strength	2,000VAC (1minute)			
	Vibration Resistance	5 ~ 55Hz dual amplitude : 0.75mm			
	Shock Resistance	Endurance : 500m/s ² , Operation : 200m/s ²			
	Life Cycle	Push button (release) : Min. 1,000,000			
		Mechanical	Selector, key : Min. 250,000		
		Electrical	Maintained : Min 50,000 (frequency of on/off 1,200 times / hour)		
	Ambient Temperature	Others : Min. 100,000			
		Others : Min. 100,000			
	Ambient Humidity	-25°C ~ +55°C (with no icing or condensing)			
	Degree Of Protection	45% ~ 85%RH		IP65 waterproof IP40 : Key, Selector	
	Termination	#110 quick-fit / solder			
	Terminal Soldering Temperature	260°C 3sec			
	Operating Characteristic	Operator Type	1C	2C	2 Position
OF		250g	450g	1,000g-cm	
RF		30g		-	
PT		2.5mm		-	-
SP		-		90 degree	45 degree




1) After 50,000 hours of continuous lighting, the brightness decreases to 50%.

* LED is to be used with DC only. Watch the polarity when using them.



Control Switch

K16 Series - Standard

Products Selection

Operator Type	Shape	Contact Form	Color	Part Number	Rated Voltage
Ø 20 Illuminated LED Pilot Light - Flush Type 	Round	-	Red	K16-150R	6VDC 12VDC 24VDC 220VAC
			Green	K16-150G	
			Blue	K16-150B	
			Yellow	K16-150Y	
			White	K16-150W	
			Black	K16-150K	
			Ø 20 Momentary Non-Illuminated Push Button Switch - Flush Type 	Round	
Green	K16-241G				
Blue	K16-241B				
Yellow	K16-241Y				
White	K16-241W				
Black	K16-241K				
2C	Red	K16-242R			-
	Green	K16-242G			
	Blue	K16-242B			
	Yellow	K16-242Y			
	White	K16-242W			
	Black	K16-242K			
	Ø 20 Momentary Illuminated Push Button Switch - Flush Type 	Round			
Green			K16-251G		
Blue			K16-251B		
Yellow			K16-251Y		
White			K16-251W		
Black			K16-251K		
2C			Red	K16-252R	6VDC 12VDC 24VDC 220VAC
			Green	K16-252G	
			Blue	K16-252B	
			Yellow	K16-252Y	
			White	K16-252W	
			Black	K16-252K	









Products Selection

Operator Type	Shape	Contact Form	Color	Part Number	Rated Voltage		
Ø 20 Maintained Non-Illuminated Push Button Switch - Flush Type 	Round	1C	Red	K16-341R	-		
			Green	K16-341G			
			Blue	K16-341B			
			Yellow	K16-341Y			
			White	K16-341W			
			Black	K16-341K			
		2C	Red	K16-342R	-		
			Green	K16-342G			
			Blue	K16-342B			
			Yellow	K16-342Y			
			White	K16-342W			
			Black	K16-342K			
		Ø 20 Maintained Illuminated Push Button Switch - Flush Type 	Round	1C	Red	K16-351R	6VDC 12VDC 24VDC 220VAC
					Green	K16-351G	
Blue	K16-351B						
Yellow	K16-351Y						
White	K16-351W						
Black	K16-351K						
2C	Red			K16-352R	6VDC 12VDC 24VDC 220VAC		
	Green			K16-352G			
	Blue			K16-352B			
	Yellow			K16-352Y			
	White			K16-352W			
	Black			K16-352K			


Control Switch

K16 Series - Standard

Products Selection

Operator Type	Shape	Contact Form	Color	Operator Function	Part Number	Rated Voltage
Ø 20 Non-Illuminated Selector Switch - Flush Type 	Round	1C	Black	-	K16-441K	-
		2C	Black	-	K16-442K	-
		2C	Black	-	K16-542K	-
Ø 20 Illuminated Selector Switch - Flush Type 	Round	1C	Red	-	K16-451R	6VDC
			Green		K16-451G	12VDC
			Blue		K16-451B	24VDC
			Yellow		K16-451Y	220VAC
			White		K16-451W	
		2C	Red	-	K16-452R	6VDC
			Green		K16-452G	12VDC
			Blue		K16-452B	24VDC
			Yellow		K16-452Y	220VAC
			White		K16-452W	
		2C	Red	-	K16-552R	6VDC
			Green		K16-552G	12VDC
Blue	K16-552B		24VDC			
Yellow	K16-552Y		220VAC			
White	K16-552W					
Ø 20 Key Switch - Flush Type 	Round	1C			K16-641	-
		2C			K16-642	-
		2C			K16-742	-
Ø 20 Non-Illuminated Buzzer - Flush Type 	Round	-		-	K16-CZ2	24VDC
Ø 20 Illuminated Buzzer - Flush Type 	Round	-		-	K16-CZL2	24VDC


Products Selection

Operator Type	Shape	Contact Form	Color	Part Number	Rated Voltage
Ø 16 Illuminated LED Pilot Light 	Round	-	Red	K16-170R	6VDC 12VDC 24VDC 220VAC
			Green	K16-170G	
			Blue	K16-170B	
			Yellow	K16-170Y	
			White	K16-170W	
			Black	K16-170K	
	Square	-	Red	K16-180R	6VDC 12VDC 24VDC 220VAC
			Green	K16-180G	
			Blue	K16-180B	
			Yellow	K16-180Y	
			White	K16-180W	
			Black	K16-180K	
	Rectangular	-	Red	K16-190R	6VDC 12VDC 24VDC 220VAC
			Green	K16-190G	
			Blue	K16-190B	
			Yellow	K16-190Y	
			White	K16-190W	
			Black	K16-190K	
Ø 16 Momentary Non-Illuminated Push Button Switch 	Round	1C	Red	K16-211R	-
			Green	K16-211G	
			Blue	K16-211B	
			Yellow	K16-211Y	
			White	K16-211W	
			Black	K16-211K	
	Round	2C	Red	K16-212R	-
			Green	K16-212G	
			Blue	K16-212B	
			Yellow	K16-212Y	
			White	K16-212W	
			Black	K16-212K	
	Square	1C	Red	K16-221R	-
			Green	K16-221G	
			Blue	K16-221B	
			Yellow	K16-221Y	
			White	K16-221W	
			Black	K16-221K	
	Square	2C	Red	K16-222R	-
			Green	K16-222G	
			Blue	K16-222B	
			Yellow	K16-222Y	
			White	K16-222W	
			Black	K16-222K	
Rectangular	1C	Red	K16-231R	-	
		Green	K16-231G		
		Blue	K16-231B		
		Yellow	K16-231Y		
		White	K16-231W		
		Black	K16-231K		
	Rectangular	2C	Red	K16-232R	-
			Green	K16-232G	
			Blue	K16-232B	
			Yellow	K16-232Y	
			White	K16-232W	
			Black	K16-232K	


Control Switch

K16 Series - Standard

Products Selection

Operator Type	Shape	Contact Form	Color	Part Number	Rated Voltage
Ø 16 Momentary Illuminated Push Button Switch 	Round	1C	Red	K16-271R	6VDC 12VDC 24VDC 220VAC
			Green	K16-271G	
			Blue	K16-271B	
			Yellow	K16-271Y	
			White	K16-271W	
			Black	K16-271K	
		2C	Red	K16-272R	6VDC 12VDC 24VDC 220VAC
			Green	K16-272G	
			Blue	K16-272B	
			Yellow	K16-272Y	
			White	K16-272W	
			Black	K16-272K	
	Square	1C	Red	K16-281R	6VDC 12VDC 24VDC 220VAC
			Green	K16-281G	
			Blue	K16-281B	
			Yellow	K16-281Y	
			White	K16-281W	
			Black	K16-281K	
		2C	Red	K16-282R	6VDC 12VDC 24VDC 220VAC
			Green	K16-282G	
			Blue	K16-282B	
			Yellow	K16-282Y	
			White	K16-282W	
			Black	K16-282K	
Rectangular	1C	Red	K16-291R	6VDC 12VDC 24VDC 220VAC	
		Green	K16-291G		
		Blue	K16-291B		
		Yellow	K16-291Y		
		White	K16-291W		
		Black	K16-291K		
	2C	Red	K16-292R	6VDC 12VDC 24VDC 220VAC	
		Green	K16-292G		
		Blue	K16-292B		
		Yellow	K16-292Y		
		White	K16-292W		
		Black	K16-292K		


Products Selection

Operator Type	Shape	Contact Form	Color	Part Number	Rated Voltage
Ø 16 Maintained Non-Illuminated Push Button Switch 	Round	1C	Red	K16-311R	-
			Green	K16-311G	
			Blue	K16-311B	
			Yellow	K16-311Y	
			White	K16-311W	
			Black	K16-311K	
		2C	Red	K16-312R	-
			Green	K16-312G	
			Blue	K16-312B	
			Yellow	K16-312Y	
			White	K16-312W	
			Black	K16-312K	
	Square	1C	Red	K16-321R	-
			Green	K16-321G	
			Blue	K16-321B	
			Yellow	K16-321Y	
			White	K16-321W	
			Black	K16-321K	
		2C	Red	K16-322R	-
			Green	K16-322G	
			Blue	K16-322B	
			Yellow	K16-322Y	
			White	K16-322W	
			Black	K16-322K	
Rectangular	1C	Red	K16-331R	-	
		Green	K16-331G		
		Blue	K16-331B		
		Yellow	K16-331Y		
		White	K16-331W		
		Black	K16-331K		
	2C	Red	K16-332R	-	
		Green	K16-332G		
		Blue	K16-332B		
		Yellow	K16-332Y		
		White	K16-332W		
		Black	K16-332K		

Control Switch

K16 Series - Standard

Products Selection

Operator Type	Shape	Contact Form	Color	Part Number	Rated Voltage
Ø 16 Maintained Illuminated Push Button Switch 	Round	1C	Red	K16-371R	6VDC 12VDC 24VDC 220VAC
			Green	K16-371G	
			Blue	K16-371B	
			Yellow	K16-371Y	
			White	K16-371W	
			Black	K16-371K	
	Square	2C	Red	K16-372R	6VDC 12VDC 24VDC 220VAC
			Green	K16-372G	
			Blue	K16-372B	
			Yellow	K16-372Y	
			White	K16-372W	
			Black	K16-372K	
	Rectangular	1C	Red	K16-381R	6VDC 12VDC 24VDC 220VAC
			Green	K16-381G	
			Blue	K16-381B	
			Yellow	K16-381Y	
			White	K16-381W	
			Black	K16-381K	
2C		Red	K16-382R	6VDC 12VDC 24VDC 220VAC	
		Green	K16-382G		
		Blue	K16-382B		
		Yellow	K16-382Y		
		White	K16-382W		
		Black	K16-382K		
1C	Red	K16-391R	6VDC 12VDC 24VDC 220VAC		
	Green	K16-391G			
	Blue	K16-391B			
	Yellow	K16-391Y			
	White	K16-391W			
	Black	K16-391K			
2C	Red	K16-392R	6VDC 12VDC 24VDC 220VAC		
	Green	K16-392G			
	Blue	K16-392B			
	Yellow	K16-392Y			
	White	K16-392W			
	Black	K16-392K			

Products Selection

Operator Type	Shape	Contact Form	Color	Part Number	Rated Voltage		
Ø 16 Non-Illuminated Selector Switch (2 Position)	Round	1C	Black	K16-411K	-		
		2C		K16-412K	-		
	Square	1C	Black	K16-421K	-		
		2C		K16-422K	-		
	Rectangular	1C	Black	K16-431K	-		
		2C		K16-432K	-		
Ø 16 Illuminated Selector Switch (2 Position)	Round	1C	Red	K16-471R	6VDC		
			Green	K16-471G	12VDC		
			Blue	K16-471B	24VDC		
			Yellow	K16-471Y	220VAC		
			White	K16-471W			
		2C	Red	K16-472R	6VDC		
			Green	K16-472G	12VDC		
			Blue	K16-472B	24VDC		
			Yellow	K16-472Y	220VAC		
			White	K16-472W			
	Square	1C	Red	K16-481R	6VDC		
			Green	K16-481G	12VDC		
			Blue	K16-481B	24VDC		
			Yellow	K16-481Y	220VAC		
			White	K16-481W			
			2C	Red	K16-482R	6VDC	
				Green	K16-482G	12VDC	
		Blue		K16-482B	24VDC		
		Yellow		K16-482Y	220VAC		
		White		K16-482W			
		Rectangular		1C	Red	K16-491R	6VDC
					Green	K16-491G	12VDC
			Blue		K16-491B	24VDC	
			Yellow		K16-491Y	220VAC	
2C	Red		K16-492R	6VDC			
	Green		K16-492G	12VDC			
	Blue		K16-492B	24VDC			
Yellow	K16-492Y	220VAC					
White	K16-492W						


















Control Switch

K16 Series - Standard

Products Selection

Operator Type	Shape	Contact Form	Color	Part Number	Rated Voltage
Ø 16 Non-Illuminated Selector Switch (3 Position)	Round	2C	Black	K16-512K	-
	Square	2C	Black	K16-522K	-
	Rectangular	2C	Black	K16-532K	-
Ø 16 Illuminated Selector Switch (3 Position)	Round	2C	Red	K16-572R	6VDC
			Green	K16-572G	12VDC
			Blue	K16-572B	24VDC
			Yellow	K16-572Y	220VAC
			White	K16-572W	
	Square	2C	Red	K16-582R	6VDC
			Green	K16-582G	12VDC
			Blue	K16-582B	24VDC
			Yellow	K16-582Y	220VAC
Rectangular	2C	Red	K16-592R	6VDC	
		Green	K16-592G	12VDC	
		Blue	K16-592B	24VDC	
		Yellow	K16-592Y	220VAC	
			White	K16-592W	








Products Selection

Operator Type	Shape	Contact Form	Color	Operator Function	Part Number	Rated Voltage	
Ø 16 Key Switch (2 Position)   	Round	1C	Black		K16-611	-	
			2C	Black		K16-612	-
	Square	1C	Black		K16-621	-	
			2c	Black		K16-622	-
	Rectangular	1C	Black		K16-631	-	
			2C	Black		K16-632	-
	Ø 16 Key Switch (3 Position)   	Round	2C	Black		K16-712	-
		Square	2C	Black		K16-722	-
Rectangular		2C	Black		K16-732	-	
Ø 16 Emergency Non-Illuminated Stop switch 		Round	1C	Red	-	K16-811	-
			2C	Red	-	K16-812	-
Ø 16 Emergency Illuminated Stop switch 		Round	1C	Red	-	K16-871	6VDC 24VDC 220VAC
		2C	Red	-	K16-872	6VDC 24VDC 220VAC	














Control Switch

K16 Series

Products Selection

Operator Type	Shape	Contact Form	Color	Part Number	Rated Voltage
Ø 16 Momentary Non-Illuminated Mushroom Push Button Switch 	Round	1C	Red	K16-911R	-
			Green	K16-911G	-
			Yellow	K16-911Y	-
Ø 16 Momentary Illuminated Mushroom Push Button Switch  	Round	1C	Red	K16-971R	6VDC
			Green	K16-971G	12VDC
			Yellow	K16-971Y	24VDC
	Square	1C	Red	K16-981R	6VDC
			Green	K16-981G	12VDC
			Yellow	K16-981Y	24VDC
		2C	Red	K16-972R	6VDC
			Green	K16-972G	12VDC
			Yellow	K16-972Y	24VDC
Ø 16 Maintained Illuminated Mushroom Push Button Switch  	Round	1C	Red	K16-971RH	6VDC
			Green	K16-971GH	12VDC
			Yellow	K16-971YH	24VDC
	Square	1C	Red	K16-981RH	6VDC
			Green	K16-981GH	12VDC
			Yellow	K16-981YH	24VDC
		2C	Red	K16-972RH	6VDC
			Green	K16-972GH	12VDC
			Yellow	K16-972YH	24VDC
Ø 16 Non-Illuminated Buzzer 	Round	-		K16-CZ	12VDC 24VDC
	Square	-		K16-BZ	12VDC 24VDC
Ø 16 Illuminated Buzzer 	Round	-		K16-CZL	24VDC
	Square	-		K16-BZL	24VDC

Accessory

	Operator Type	Rated Voltage	Color	Part number
	LED	24VAC/DC	Red Green Yellow White Blue	K16-S115R 24V K16-S115G 24V K16-S115Y 24V K16-S115W 24V K16-S115B 24V
		12VAC/DC	Red Green Yellow White Blue	K16-S115R 12V K16-S115G 12V K16-S115Y 12V K16-S115W 12V K16-S115B 12V
		6VAC/DC	Red Green Yellow White Blue	K16-S115R 6V K16-S115G 6V K16-S115Y 6V K16-S115W 6V K16-S115B 6V
	Ø 22 Protection Cover (Ø 20 only)		Clear	T22-C
	Square Protection Cover - Box Type		Black Red Green Yellow	K16-S111 K16-S111R K16-S111G K16-S111Y
	Rectangular Protection Cover - Box Type		Black Red Green Yellow	K16-S112 K16-S112R K16-S112G K16-S112Y
	Square Protection Cover - Side Open / Spring Type		Black	K16-S221
	Rectangular Protection Cover - Side Open / Spring Type		Black	K16-S222
	Safety Guard (Ø16 only)		Yellow	K16-G1
	Safety Guard - Emergency Stop (Ø16 only)		Yellow	K16-G2
	Ø16 Hole Cover (Ø16 only)		Black	K16-S117
	Mounting Ring Wrench		Black	K16-W1
	Bulb Remove Tool		Black	K16-LR1
	Socket(Soldering)		Black	K16-S113
	Socket(PCB)		Black	K16-S114

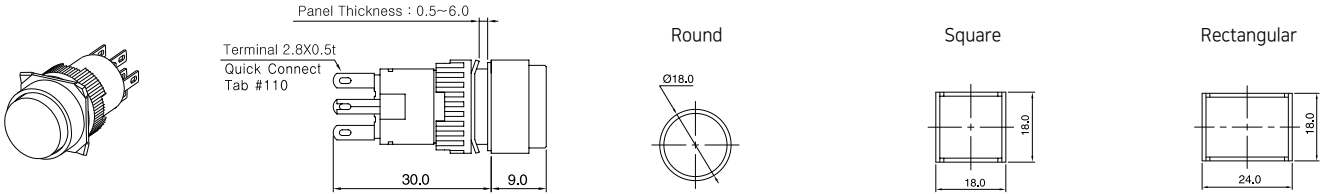
Control Switch

K16 Series

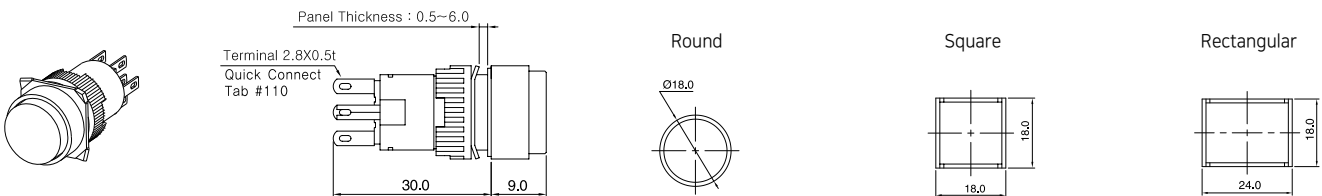
Dimension

unit : mm

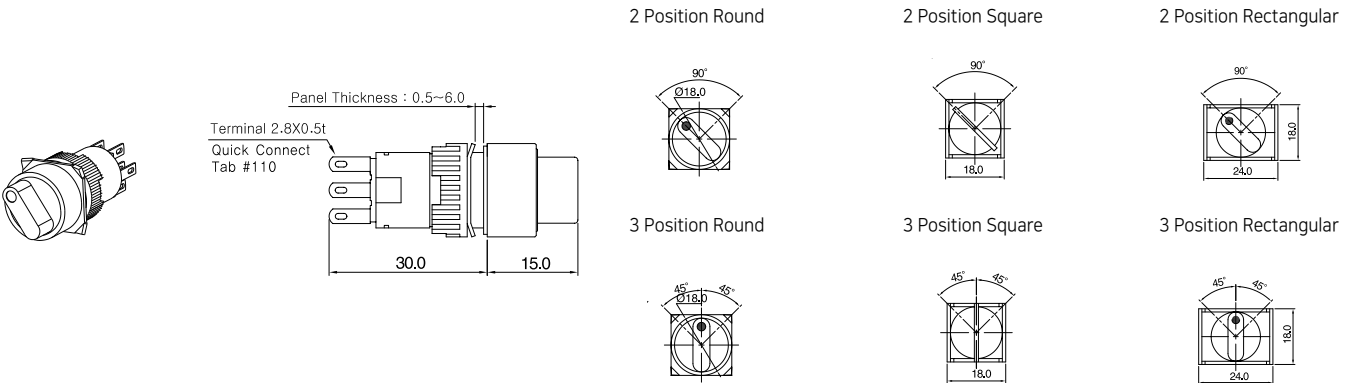
Pilot Light



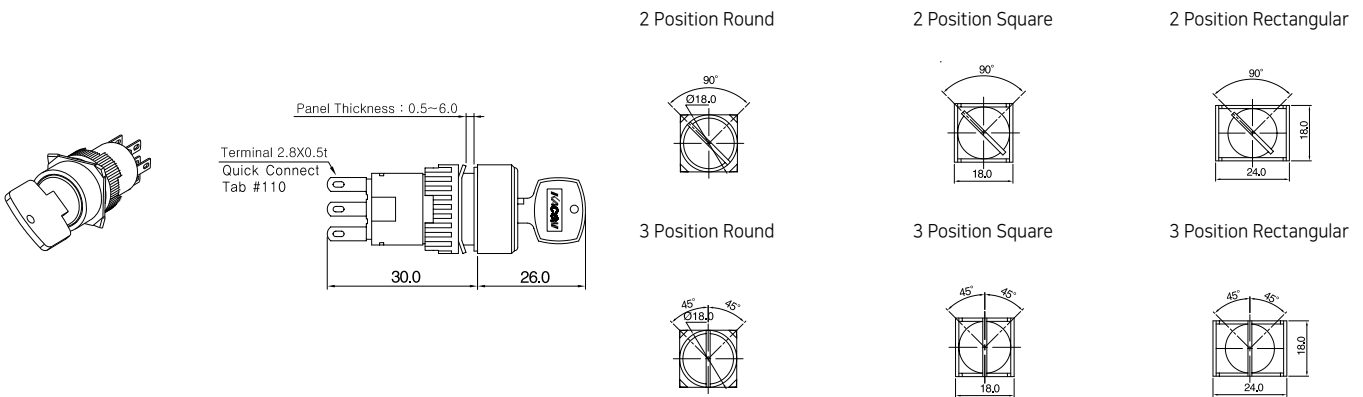
Momentary & Maintained Push Button Switch



Selector Switch



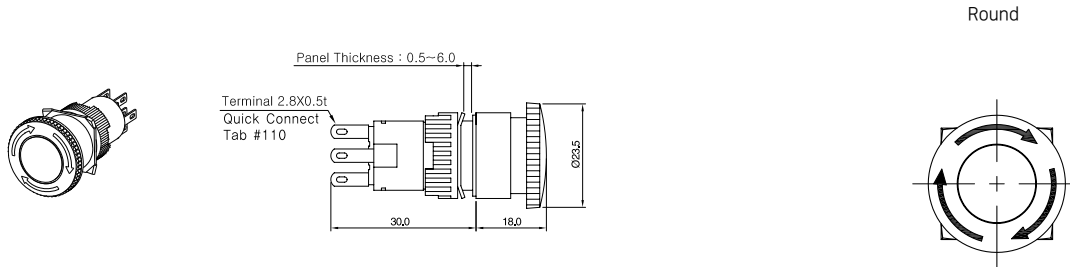
Key Switch



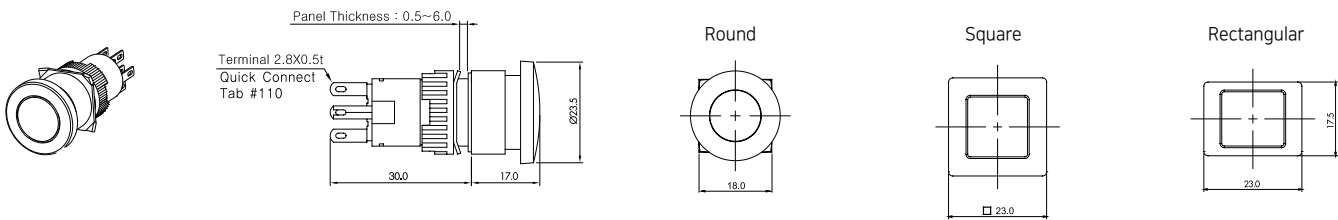
Dimension

unit : mm

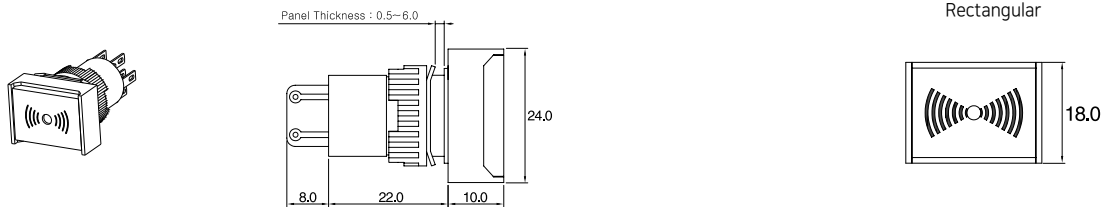
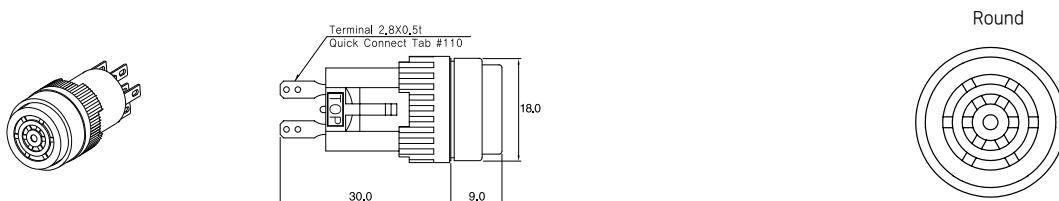
Emergency Stop Switch



Mushroom Push Button Switch



Buzzer



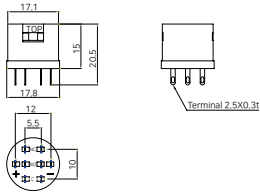
Control Switch

K16 Series

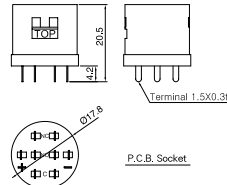
Accessory

unit : mm

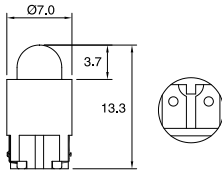
K16 - S113



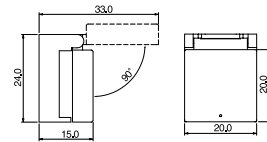
K16 - S114



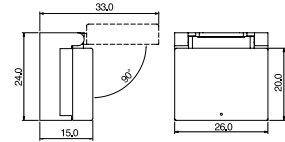
K16 - S115



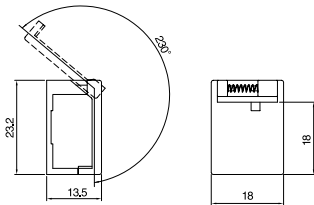
K16 - S111



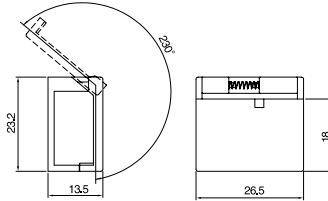
K16 - S112



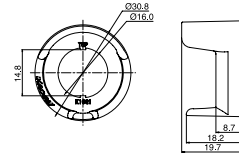
K16 - S221



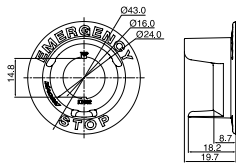
K16 - S222



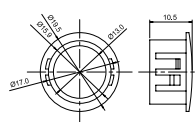
K16 - G1



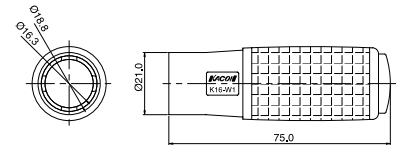
K16 - G2



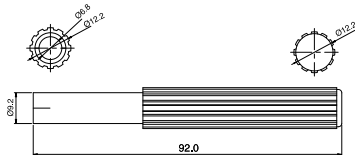
K16 - S117



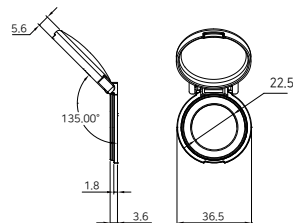
K16 - W1



K16 - LR1

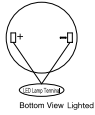


T22-C



Wiring Diagram

Illuminated



1C



2C



Illuminated
1C



Illuminated
2C



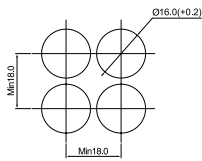
Buzzer



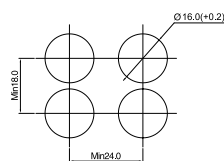
Non-polarity

Panel Cut-Out

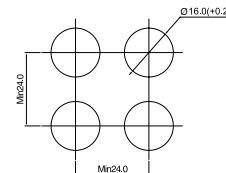
Round / Square (Ø16)



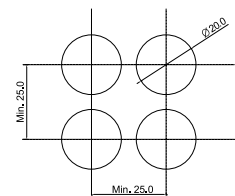
Rectangular (Ø16)



Emergency Stop / Mushroom (Ø16)



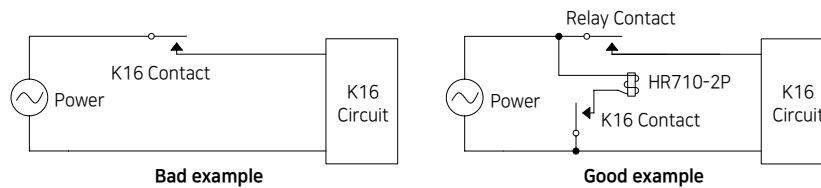
Round (Ø20)



- Note. 1. When processing panels, determine the distance between holes considering the user's workability.
 2. The hole processing dimension must be $\text{Ø}16.0 \pm 0.2$ or $\text{Ø}20.0 \pm 0.2$.
 (If the hole processing dimension is greater than the specified value, the product may not operate normally.)

Caution

When using K16 small Control Switch as the power switch for the control unit, please follow the following instruction for longer product life span and reliability.



If you are using a DC power source which is regulated from an AC source, the ripple of the DC power source should be within 10%.
 ⇨ If the power source does not have a stable voltage, the life span of the LED will be considerably shortened.

Do not use excessive force or strike the products, which could cause damages.
 (Driving torque for fixing panels 0.1 ~ 0.23N·m or lower)

When soldering the wires, excessive heat or extensive use of soldering equipment can distort the shape of the product, which may result in damages.)

There is a built-in current limiting resistance in the product, so no more additional resistances are need to be connected.

The brightness of LED could be reduced up to 50% after rated life span.

K16-W1 : Do not tighten the fixing ring with an excessive force, because it may damage the product.

K16-LR1 : 1. Insert K16-LR1 and pull it to separate the LED from the product.
 2. Rotate and pull K16-LR1 to mount the LED on the product..

※ The specification and the material of the products can be changed without notice for the improvement of the quality.