

Control Switch

K22,25,30 Series



Pilot Light



Non-Illuminated
Push Button Switch



Illuminated
Push Button Switch



Illuminated
Selector Switch



Non-Illuminated
Selector Switch



Key Switch




Illuminated
Emergency Stop Switch



Non-Illuminated
Emergency Stop Switch



Illuminated
Mushroom Push Button Switch



Non-Illuminated
Mushroom Push Button Switch



Illuminated
Full Guard



Non-Illuminated
Full Guard



Buzzer

Part Number Description

K		1	2	3	4	5	6
1	Operator Type	22 : Ø22	25 : Ø25	30 : Ø30			
2	Bezel Type	1 : Pilot Light 4 : 2 Position Selector 6 : 2 Position Key BZ : Buzzer	2 : Momentary 5 : 3 Position Selector 7 : 3 Position Key	3 : Maintained 8 : Emergency Stop			
3	Illumination & Shape	1 : Non-Illuminated Round 4 : Illumination Round 7 : Illumination Round(LED) A : Standard Operator Round C : Illumination Operator Round	2 : Non-Illuminated Rectangular 5 : Illumination Square 8 : Illumination Square(LED) B : Standard Operator Square D : Illumination Operator Square	6 : Illumination Rectangular (I/O) 9 : Illumination Rectangular (LED, I/O)			
4	Color	R : Red B : Blue	G : Green K : Black	Y : Yellow W : White			
5	Second Standard	RE : Non-Illuminated Extended N29 : Ø29 AL : AL Guard B65 : P-Full Guard Ø60 C29 : Metal Full Guard Ø29 S2R : 2 Position Auto Short Lever S3R : 3 Position Right Auto Short Lever L2R : 2 Position Auto Long Lever L3R : 3 Position Right Auto Long Lever RX : Pilot New Flat D : I/O	RF : Illuminated Pilot Flat N40 : Ø40 B29 : P-Full Guard Ø29 C40 : Metal Full Guard Ø40 S3LR : 3 Position Both Auto Short Lever L3LR : 3 Position Both Auto Long Lever L : Long Lever DR : Directions(Arrow) WELL : Well type	N65 : Ø65 B40 : P-Full Guard Ø40 C65 : Metal Full Guard Ø65 S3L : 3 Position Left Auto Short Lever L3L : 3 Position Left Auto Long Lever LI : Illuminated long lever indicator F : Flower (Emergency)			
6	Rated Voltage	Switch None : No Voltage 110VAC	24VDC 220VAC				
		Buzzer 12/24VDC	90/240VAC				

☞ Aluminum guard type is available for Push buttons, Selector switches and key switches.

Example) AL guard type K22-21R --> K22-21R AL

AL guard type K22-24R 220VAC --> K22-24R 220VAC AL

☞ Emergency reset and mushroom head type (N40, N29...) model is not available for AL guard option.

☞ The special voltage (48VDC, 110VDC, 220VDC, 125VDC, 380VAC, 440VAC, 480VAC) is an order specification.

* LED working 50% less than the original brightness after 50000 hours.

Control Switch

K22,25,30 Series

General Specification

Contact Ratings	Material		Ag alloy			
	Rated Current	Voltage	AC 12	AC 15	DC 12	DC13
		24V	10A	10A	6A	1.5A
		48V	10A	10A	3A	0.4A
		110V	10A	10A	2A	0.2A
		250V	6A	6A	1A	0.1A
	Life Cycles	440V	2A	2A	-	-
		Mechanical	Min. 200,000			
		Electrical	Min. 2,000,000 (Emergency, Selector : Min. 500,000)			
		Minimum Switching Current	10A			
	Minimum Switching Voltage	440VAC				
	Contact Resistance	50mΩ				
Illumination	Normal Current	AC	Filament	160mA		
			LED	15mA		
		DC	Filament	50mA		
			LED	15mA		
	Life Cycles	Filament	Min. 1,000hrs			
		LED	Min. 50,000hrs			
General Ratings	Dielectric Strength		1,800VAC for 1 minute			
	Degree of Protection		IP54	RF(Push Button), Selector : IP40		
	Insulation Resistance		100MΩ min.(at 500VDC)			
	Frequency of Alteration		30 / 1 Minute			
	Ambient Temperature		-25°C ~ + 70°C (with no icing)			
	Torque		0.8N·m (8.16kgf·m)			
Buzzer	Size		Ø22mm : K22-BZ	Ø25mm : K25-BZ		
	Supply Voltage		90VAC ~ 240VAC	12VDC ~ 24VDC		
	Power Consumption		Max. 5W			
	Maximum Output		Max. 1W			
	Sound Levels		80dB(Phon) 1m			
	Degree of Protection		IP40			
	Sound Type		continuous	interrupted		
	Tightening Torque		0.8N·m (8.16kgf·cm)			

☞ Specifications and materials can be changed without prior notice for the enhancement of the quality.

Product Selection

Operator Type	Panel Cutting Hole	Shape	Contact Form	Color	Part Number	Rated Voltage
Illuminated LED Pilot Light + "BA9S" Filament	Ø22	Round	-	Red	K22-14R	24VDC 110VAC 220VAC
				Green	K22-14G	
				Blue	K22-14B	
				Yellow	K22-14Y	
				White	K22-14W	
		Round Flat	-	Red	K22-14R RF	24VDC 110VAC 220VAC
				Green	K22-14G RF	
				Blue	K22-14B RF	
				Yellow	K22-14Y RF	
				White	K22-14W RF	
	Round New Flat	-	Red	K22-14R RX	24VDC 110VAC 220VAC	
			Green	K22-14G RX		
			Blue	K22-14B RX		
			Yellow	K22-14Y RX		
			White	K22-14W RX		
	Square	-	Red	K22-15R	24VDC 110VAC 220VAC	
			Green	K22-15G		
			Blue	K22-15B		
			Yellow	K22-15Y		
			White	K22-15W		
Square Directions (Arrow)	-	Red	K22-15R DR	24VDC 110VAC 220VAC		
		Green	K22-15G DR			
		Blue	K22-15B DR			
		Yellow	K22-15Y DR			
		White	K22-15W DR			
Ø25	Round	-	Red	K25-14R	24VDC 110VAC 220VAC	
			Green	K25-14G		
			Blue	K25-14B		
			Yellow	K25-14Y		
			White	K25-14W		
	Round Flat	-	Red	K25-14R RF	24VDC 110VAC 220VAC	
			Green	K25-14G RF		
			Blue	K25-14B RF		
			Yellow	K25-14Y RF		
			White	K25-14W RF		
Round New Flat	-	Red	K25-14R RX	24VDC 110VAC 220VAC		
		Green	K25-14G RX			
		Blue	K25-14B RX			
		Yellow	K25-14Y RX			
		White	K25-14W RX			
Square	-	Red	K25-15R	24VDC 110VAC 220VAC		
		Green	K25-15G			
		Blue	K25-15B			
		Yellow	K25-15Y			
		White	K25-15W			
Square Directions (Arrow)	-	Red	K25-15R DR	24VDC 110VAC 220VAC		
		Green	K25-15G DR			
		Blue	K25-15B DR			
		Yellow	K25-15Y DR			
		White	K25-15W DR			


Control Switch

K22,25,30 Series

Product Selection

Operator Type	Panel Cutting Hole	Shape	Contact Form	Color	Part Number	Rated Voltage
Illuminated LED Pilot Light + "BA9S" Filament	Ø30	Round	-	Red	K30-14R	24VDC 110VAC 220VAC
				Green	K30-14G	
				Blue	K30-14B	
				Yellow	K30-14Y	
				White	K30-14W	
		Round Flat		Red	K30-14R RF	24VDC 110VAC 220VAC
				Green	K30-14G RF	
				Blue	K30-14B RF	
				Yellow	K30-14Y RF	
				White	K30-14W RF	


Product Selection

Operator Type	Panel Cutting Hole	Shape	Contact Form	Color	Part Number	Rated Voltage
Illuminated LED Pilot Light + "BA9S-K" LED 	Ø22	Round	-	Red	K22-17R	24VDC 110VAC 220VAC
				Green	K22-17G	
				Blue	K22-17B	
				Yellow	K22-17Y	
				White	K22-17W	
		Round Flat	-	Red	K22-17R RF	24VDC 110VAC 220VAC
				Green	K22-17G RF	
				Blue	K22-17B RF	
				Yellow	K22-17Y RF	
				White	K22-17W RF	
	Round New Flat	-	Red	K22-17R RX	24VDC 110VAC 220VAC	
			Green	K22-17G RX		
			Blue	K22-17B RX		
			Yellow	K22-17Y RX		
			White	K22-17W RX		
	Square	-	Red	K22-18R	24VDC 110VAC 220VAC	
			Green	K22-18G		
			Blue	K22-18B		
			Yellow	K22-18Y		
			White	K22-18W		
Square Directions (Arrow)	-	Red	K22-18R DR	24VDC 110VAC 220VAC		
		Green	K22-18G DR			
		Blue	K22-18B DR			
		Yellow	K22-18Y DR			
		White	K22-18W DR			
Ø25	Round	-	Red	K25-17R	24VDC 110VAC 220VAC	
			Green	K25-17G		
			Blue	K25-17B		
			Yellow	K25-17Y		
			White	K25-17W		
	Round Flat	-	Red	K25-17R RF	24VDC 110VAC 220VAC	
			Green	K25-17G RF		
			Blue	K25-17B RF		
			Yellow	K25-17Y RF		
			White	K25-17W RF		
	Round New Flat	-	Red	K25-17R RX	24VDC 110VAC 220VAC	
			Green	K25-17G RX		
			Blue	K25-17B RX		
			Yellow	K25-17Y RX		
			White	K25-17W RX		
Square	-	Red	K25-18R	24VDC 110VAC 220VAC		
		Green	K25-18G			
		Blue	K25-18B			
		Yellow	K25-18Y			
		White	K25-18W			
Square Directions (Arrow)	-	Red	K25-18R DR	24VDC 110VAC 220VAC		
		Green	K25-18G DR			
		Blue	K25-18B DR			
		Yellow	K25-18Y DR			
		White	K25-18W DR			

Control Switch

K22,25,30 Series

Product Selection

Operator Type	Panel Cutting Hole	Shape	Contact Form	Color	Part Number	Rated Voltage
Illuminated LED Pilot Light + "BA9S-K" LED 	Ø30	Round	-	Red	K30-17R	24VDC 110VAC 220VAC
				Green	K30-17G	
				Blue	K30-17B	
				Yellow	K30-17Y	
				White	K30-17W	
		Round Flat		Red	K30-17R RF	24VDC 110VAC 220VAC
				Green	K30-17G RF	
				Blue	K30-17B RF	
				Yellow	K30-17Y RF	
				White	K30-17W RF	


Product Selection

Operator Type	Panel Cutting Hole	Shape	Contact Form	Color	Part Number	Rated Voltage
Momentary Non-Illuminated Push Button Switch	Ø22	Round	1N/O	Red	K22-21R	-
				Green	K22-21G	
				Blue	K22-21B	
				Yellow	K22-21Y	
				White	K22-21W	
				Black	K22-21K	
		Square	1N/O	Red	K22-22R	-
				Green	K22-22G	
				Blue	K22-22B	
				Yellow	K22-22Y	
				White	K22-22W	
				Black	K22-22K	
		Square Directions (Arrow)	1N/O	Red	K22-22R DR	-
				Green	K22-22G DR	
				Blue	K22-22B DR	
	Yellow			K22-22Y DR		
	White			K22-22W DR		
	Ø25	Round	1N/O	Red	K25-21R	-
				Green	K25-21G	
				Blue	K25-21B	
				Yellow	K25-21Y	
White				K25-21W		
Black				K25-21K		
Square		1N/O	Red	K25-22R	-	
			Green	K25-22G		
			Blue	K25-22B		
			Yellow	K25-22Y		
			White	K25-22W		
			Black	K25-22K		
Square Directions (Arrow)		1N/O	Red	K25-22R DR	-	
			Green	K25-22G DR		
			Blue	K25-22B DR		
	Yellow		K25-22Y DR			
	White		K25-22W DR			
Ø30	Round	1N/O	Red	K30-21R	-	
			Green	K30-21G		
			Blue	K30-21B		
			Yellow	K30-21Y		
			White	K30-21W		
			Black	K30-21K		


Control Switch

K22,25,30 Series

Product Selection

Operator Type	Panel Cutting Hole	Shape	Contact Form	Color	Part Number	Rated Voltage
Momentary Illuminated Push Button Switch + "BA9S" Filament 	Ø22	Round	1N/O	Red	K22-24R	24VDC 110VAC 220VAC
				Green	K22-24G	
				Blue	K22-24B	
				Yellow	K22-24Y	
				White	K22-24W	
		Round Flat	1N/O	Red	K22-24R RF	24VDC 110VAC 220VAC
				Green	K22-24G RF	
				Blue	K22-24B RF	
				Yellow	K22-24Y RF	
				White	K22-24W RF	
		Square	1N/O	Red	K22-25R	24VDC 110VAC 220VAC
				Green	K22-25G	
				Blue	K22-25B	
				Yellow	K22-25Y	
		Square Directions (Arrow)	1N/O	Red	K22-25R DR	24VDC 110VAC 220VAC
				Green	K22-25G DR	
	Blue			K22-25B DR		
	Yellow			K22-25Y DR		
	Ø25	Round	1N/O	Red	K25-24R	24VDC 110VAC 220VAC
				Green	K25-24G	
Blue				K25-24B		
Yellow				K25-24Y		
White				K25-24W		
Round Flat		1N/O	Red	K25-24R RF	24VDC 110VAC 220VAC	
			Green	K25-24G RF		
			Blue	K25-24B RF		
			Yellow	K25-24Y RF		
			White	K25-24W RF		
Square		1N/O	Red	K25-25R	24VDC 110VAC 220VAC	
			Green	K25-25G		
			Blue	K25-25B		
			Yellow	K25-25Y		
Square Directions (Arrow)		1N/O	Red	K25-25R DR	24VDC 110VAC 220VAC	
			Green	K25-25G DR		
	Blue		K25-25B DR			
	Yellow		K25-25Y DR			
Ø30	Round	1N/O	Red	K30-24R	24VDC 110VAC 220VAC	
			Green	K30-24G		
			Blue	K30-24B		
			Yellow	K30-24Y		
			White	K30-24W		
	Round Flat	1N/O	Red	K30-24R RF	24VDC 110VAC 220VAC	
			Green	K30-24G RF		
			Blue	K30-24B RF		
			Yellow	K30-24Y RF		
			White	K30-24W RF		


Product Selection

Operator Type	Panel Cutting Hole	Shape	Contact Form	Color	Part Number	Rated Voltage
Momentary Illuminated Push Button Switch + "BA9S-K" LED 	Ø22	Round	1N/O	Red	K22-27R	24VDC 110VAC 220VAC
				Green	K22-27G	
				Blue	K22-27B	
				Yellow	K22-27Y	
				White	K22-27W	
		Round Flat	1N/O	Red	K22-27R RF	24VDC 110VAC 220VAC
				Green	K22-27G RF	
				Blue	K22-27B RF	
				Yellow	K22-27Y RF	
				White	K22-27W RF	
		Square	1N/O	Red	K22-28R	24VDC 110VAC 220VAC
				Green	K22-28G	
				Blue	K22-28B	
				Yellow	K22-28Y	
				White	K22-28W	
		Square Directions (Arrow)	1N/O	Red	K22-28R DR	24VDC 110VAC 220VAC
				Green	K22-28G DR	
				Blue	K22-28B DR	
				Yellow	K22-28Y DR	
				White	K22-28W DR	
Ø25	Round	1N/O	Red	K25-27R	24VDC 110VAC 220VAC	
			Green	K25-27G		
			Blue	K25-27B		
			Yellow	K25-27Y		
			White	K25-27W		
	Round Flat	1N/O	Red	K25-27R RF	24VDC 110VAC 220VAC	
			Green	K25-27G RF		
			Blue	K25-27B RF		
			Yellow	K25-27Y RF		
			White	K25-27W RF		
	Square	1N/O	Red	K25-28R	24VDC 110VAC 220VAC	
			Green	K25-28G		
			Blue	K25-28B		
			Yellow	K25-28Y		
			White	K25-28W		
	Square Directions (Arrow)	1N/O	Red	K25-28R DR	24VDC 110VAC 220VAC	
			Green	K25-28G DR		
			Blue	K25-28B DR		
			Yellow	K25-28Y DR		
			White	K25-28W DR		
Ø30	Round	1N/O	Red	K30-27R	24VDC 110VAC 220VAC	
			Green	K30-27G		
			Blue	K30-27B		
			Yellow	K30-27Y		
			White	K30-27W		
	Round Flat	1N/O	Red	K30-27R RF	24VDC 110VAC 220VAC	
			Green	K30-27G RF		
			Blue	K30-27B RF		
			Yellow	K30-27Y RF		
			White	K30-27W RF		




Control Switch

K22,25,30 Series

Product Selection

Operator Type	Panel Cutting Hole	Shape	Contact Form	Color	Part Number	Rated Voltage
Push-Selector 	Ø22	Round	1N/O + 1N/C	Black	K22-21S	24VDC 110VAC 220VAC
				Gray	K22-21SG	
	Ø25	Round	1N/O + 1N/C	Black	K25-21S	
				Gray	K25-21SG	
	Ø30	Round	1N/O + 1N/C	Black	K30-21S	
				Gray	K30-21SG	
Illuminated I/O Switch + "BA9S" Filament 	Ø22	Rectangular	1N/O + 1N/C		K22-26D	24VDC 110VAC 220VAC
	Ø25	Rectangular	1N/O + 1N/C		K25-26D	
Illuminated I/O Switch + "BA9S+KY" LED 	Ø22	Rectangular	1N/O + 1N/C		K22-29D	24VDC 110VAC 220VAC
	Ø25	Rectangular	1N/O + 1N/C		K25-29D	











Product Selection

Operator Type	Shape	Head Type	Contact Form	Color	Selector Type	Operator Function	Part Number	Rated Voltage	
Non-Illuminated Selector Switch (2 Position)	Ø22 Round	Knob Type	1N/O	Black	Maintained		K22-41K	-	
				Red			K22-41R		
				Green			K22-41G		
				Yellow			K22-41Y		
				Blue			K22-41B		
		Lever Type	1N/O	Maintained	90°	Black	K22-41K-L	-	
						Red	K22-41R-L		
						Green	K22-41G-L		
						Yellow	K22-41Y-L		
						Blue	K22-41B-L		
	Ø22 Square	Knob Type	1N/O	Spring Return	Black	Spring Return		K22-41K-S2R	-
					Red			K22-41R-S2R	
					Green			K22-41G-S2R	
					Yellow			K22-41B-S2R	
					Blue			K22-41Y-S2R	
		Lever Type	1N/O	Spring Return	90°	Black	K22-41K-L2R	-	
						Red	K22-41R-L2R		
						Green	K22-41G-L2R		
						Yellow	K22-41Y-L2R		
						Blue	K22-41B-L2R		
Ø22 Square	Knob Type	1N/O	Maintained	Black	Maintained		K22-42K	-	
				Red			K22-42R		
				Green			K22-42G		
				Yellow			K22-42Y		
				Blue			K22-42B		
	Lever Type	1N/O	Maintained	90°	Black	K22-42K-L	-		
					Red	K22-42R-L			
					Green	K22-42G-L			
					Yellow	K22-42Y-L			
					Blue	K22-42B-L			
Lever Type	1N/O	Spring Return	90°	Black	K22-42K-L2R	-			
				Red	K22-42R-L2R				
				Green	K22-42G-L2R				
				Yellow	K22-42Y-L2R				
				Blue	K22-42B-L2R				









Control Switch

K22,25,30 Series

Product Selection

Operator Type	Shape	Head Type	Contact Form	Color	Selector Type	Operator Function	Part Number	Rated Voltage
Illuminated Selector Switch (2 Position) + "BA7S" Filament 	Ø22 Round	Knob Type	1N/O	Red	Maintained		K22-44R	24VDC 110VAC 220VAC
				Green			K22-44G	
				Yellow			K22-44Y	
				Blue	K22-44B			
				Red	Spring Return		K22-44R-S2R	24VDC 110VAC 220VAC
				Green			K22-44G-S2R	
	Yellow	K22-44Y-S2R						
	Blue	K22-44B-S2R						
	Ø22 Square	Knob Type	1N/O	Red	Maintained		K22-45R	24VDC 110VAC 220VAC
				Green			K22-45G	
				Yellow			K22-45Y	
				Blue	K22-45B			
Red				Spring Return		K22-45R-S2R	24VDC 110VAC 220VAC	
Green						K22-45G-S2R		
Yellow	K22-45Y-S2R							
Blue	K22-45B-S2R							
Illuminated Selector Switch (2 Position) + "BA7S - K" LED 	Ø22 Round	Knob Type	1N/O	Red	Maintained		K22-47R	24VDC 110VAC 220VAC
				Green			K22-47G	
				Yellow			K22-47Y	
				Blue	K22-47B			
				Red	Spring Return		K22-47R-S2R	24VDC 110VAC 220VAC
				Green			K22-47G-S2R	
	Yellow	K22-47Y-S2R						
	Blue	K22-47B-S2R						
	Ø22 Square	Knob Type	1N/O	Red	Maintained		K22-48R	24VDC 110VAC 220VAC
				Green			K22-48G	
				Yellow			K22-48Y	
				Blue	K22-48B			
Red				Spring Return		K22-48R-S2R	24VDC 110VAC 220VAC	
Green						K22-48G-S2R		
Yellow	K22-48Y-S2R							
Blue	K22-48B-S2R							










Product Selection

Operator Type	Shape	Head Type	Contact Form	Color	Selector Type	Operator Function	Part Number	Rated Voltage		
Non-Illuminated Selector Switch (3 Position)	Ø22 Round	Knob Type	2N/O	Black	Maintained		K22-51K	-		
				Red			K22-51R			
				Green			K22-51G			
				Yellow			K22-51Y			
				Blue			K22-51B			
				Black	Left Auto		K22-51K-S3L			
				Red			K22-51R-S3L			
				Green			K22-51G-S3L			
				Yellow			K22-51Y-S3L			
				Blue			K22-51B-S3L			
				Black	Right Auto		K22-51K-S3R			
				Red			K22-51R-S3R			
		Green	K22-51G-S3R							
		Yellow	K22-51Y-S3R							
		Blue	K22-51B-S3R							
		Black	Both Auto		K22-51K-S3LR					
		Red			K22-51R-S3LR					
		Green			K22-51G-S3LR					
		Yellow			K22-51Y-S3LR					
		Blue			K22-51B-S3LR					
		Lever Type	2N/O	Knob Type	2N/O	Black	Maintained		K22-51K-L	-
						Red			K22-51R-L	
						Green			K22-51G-L	
						Yellow			K22-51Y-L	
Blue	K22-51B-L									
Black	Left Auto						K22-51K-L3L			
Red				K22-51R-L3L						
Green				K22-51G-L3L						
Yellow				K22-51Y-L3L						
Blue				K22-51B-L3L						
Black	Right Auto				K22-51K-L3R					
Red					K22-51R-L3R					
Green		K22-51G-L3R								
Yellow		K22-51Y-L3R								
Blue		K22-51B-L3R								
Black	Both Auto		K22-51K-L3LR							
Red			K22-51R-L3LR							
Green			K22-51G-L3LR							
Yellow			K22-51Y-L3LR							
Blue			K22-51B-L3LR							










Control Switch

K22,25,30 Series

Product Selection

Operator Type	Shape	Head Type	Contact Form	Color	Selector Type	Operator Function	Part Number	Rated Voltage		
Non-Illuminated Selector Switch (3 Position) 	Ø22 Square	Knob Type	2N/O	Black	Maintained		K22-52K	-		
				Red			K22-52R			
				Green			K22-52G			
				Yellow			K22-52Y			
				Blue			K22-52B			
				Black	Left Auto		K22-52K-S3L	-		
				Red			K22-52R-S3L			
				Green			K22-52G-S3L			
				Yellow			K22-52Y-S3L			
				Blue			K22-52B-S3L			
				Black	Right Auto		K22-52K-S3R	-		
				Red			K22-52R-S3R			
		Green	K22-52G-S3R							
		Yellow	K22-52Y-S3R							
		Blue	K22-52B-S3R							
		Black	Both Auto		K22-51K-S3LR	-				
		Red			K22-51R-S3LR					
		Green			K22-51G-S3LR					
		Yellow			K22-51Y-S3LR					
		Blue			K22-51B-S3LR					
		Lever Type	2N/O	Knob Type	2N/O	Black	Maintained		K22-52K-L	-
						Red			K22-52R-L	
						Green			K22-52G-L	
						Yellow			K22-52Y-L	
Blue	K22-52B-L									
Black	Left Auto						K22-52K-L3L	-		
Red				K22-52R-L3L						
Green				K22-52G-L3L						
Yellow				K22-52Y-L3L						
Blue				K22-52B-L3L						
Black	Right Auto				K22-52K-L3R	-				
Red					K22-52R-L3R					
Green		K22-52G-L3R								
Yellow		K22-52Y-L3R								
Blue		K22-52B-L3R								
Black	Both Auto		K22-51K-L3LR	-						
Red			K22-51R-L3LR							
Green			K22-51G-L3LR							
Yellow			K22-51Y-L3LR							
Blue			K22-51B-L3LR							









Product Selection


Operator Type	Shape	Head Type	Contact Form	Color	Selector Type	Operator Function	Part Number	Rated Voltage
Illuminated Selector Switch (3 Position) + "BA7S" Filament 	Ø22 Round			Red	Maintained		K22-54R	24VDC 110VAC 220VAC
				Green			K22-54G	
				Yellow			K22-54Y	
				Blue			K22-54B	
				White			K22-54W	
				Red	Left Auto		K22-54R-S3L	24VDC 110VAC 220VAC
				Green			K22-54G-S3L	
				Yellow			K22-54Y-S3L	
				Blue			K22-54B-S3L	
				Blue			K22-54W-S3L	
	Red	Right Auto		K22-54R-S3R	24VDC 110VAC 220VAC			
	Green			K22-54G-S3R				
	Yellow			K22-54Y-S3R				
	Blue			K22-54B-S3R				
	Blue			K22-54W-S3R				
	Red	Both Auto		K22-54R-S3LR	24VDC 110VAC 220VAC			
	Green			K22-54G-S3LR				
	Yellow			K22-54Y-S3LR				
	Blue			K22-54B-S3LR				
	Blue			K22-54W-S3LR				
Ø22 Square				Red	Maintained		K22-55R	24VDC 110VAC 220VAC
				Green			K22-55G	
				Yellow			K22-55Y	
				Blue			K22-55B	
				Blue			K22-55W	
				Red	Left Auto		K22-55R-S3L	24VDC 110VAC 220VAC
				Green			K22-55G-S3L	
				Yellow			K22-55Y-S3L	
				Blue			K22-55B-S3L	
				Blue			K22-55W-S3L	
	Red	Right Auto		K22-55R-S3R	24VDC 110VAC 220VAC			
	Green			K22-55G-S3R				
	Yellow			K22-55Y-S3R				
	Blue			K22-55B-S3R				
	Blue			K22-55W-S3R				
	Red	Both Auto		K22-55R-S3LR	24VDC 110VAC 220VAC			
	Green			K22-55G-S3LR				
	Yellow			K22-55Y-S3LR				
	Blue			K22-55B-S3LR				
	Blue			K22-55W-S3LR				

Control Switch




K22,25,30 Series

Product Selection

Operator Type	Shape	Head Type	Contact Form	Color	Selector Type	Operator Function	Part Number	Rated Voltage
Illuminated Selector Switch (3 Position) + "BA7S - K" LED	Ø22 Round			Red	Maintained		K22-57R	24VDC 110VAC 220VAC
				Green			K22-57G	
				Yellow			K22-57Y	
				Blue			K22-57B	
				Blue			K22-57W	
				Red	Left Auto		K22-57R-S3L	24VDC 110VAC 220VAC
				Green			K22-57G-S3L	
				Yellow			K22-57Y-S3L	
				Blue			K22-57B-S3L	
				Blue			K22-57W-S3L	
	Red	Right Auto		K22-57R-S3R	24VDC 110VAC 220VAC			
	Green			K22-57G-S3R				
	Yellow			K22-57Y-S3R				
	Blue			K22-57B-S3R				
	Blue			K22-57W-S3R				
	Red	Both Auto		K22-57R-S3LR	24VDC 110VAC 220VAC			
	Green			K22-57G-S3LR				
	Yellow			K22-57Y-S3LR				
	Blue			K22-57B-S3LR				
	Blue			K22-57W-S3LR				
	Ø22 Square			Red	Maintained		K22-58R	24VDC 110VAC 220VAC
				Green			K22-58G	
				Yellow			K22-58Y	
				Blue			K22-58B	
				Blue			K22-58W	
				Red	Left Auto		K22-58R-S3L	24VDC 110VAC 220VAC
				Green			K22-58G-S3L	
				Yellow			K22-58Y-S3L	
				Blue			K22-58B-S3L	
				Blue			K22-58W-S3L	
	Red	Right Auto		K22-58R-S3R	24VDC 110VAC 220VAC			
	Green			K22-58G-S3R				
	Yellow			K22-58Y-S3R				
	Blue			K22-58B-S3R				
	Blue			K22-58W-S3R				
	Red	Both Auto		K22-58R-S3LR	24VDC 110VAC 220VAC			
	Green			K22-58G-S3LR				
	Yellow			K22-58Y-S3LR				
	Blue			K22-58B-S3LR				
	Blue			K22-58W-S3LR				













Product Selection

Operator Type	Shape	Head Type	Contact Form	Color	Selector Type	Operator Function	Part Number	Rated Voltage	
Non-Illuminated Selector Switch (2 Position)	Ø25 Round	Knob Type	1N/O	Black	Maintained		K25-41K	-	
				Red			K25-41R		
				Green			K25-41G		
				Yellow			K25-41Y		
				Blue			K25-41B		
		Lever Type	1N/O	Maintained	90°	Black	K25-41K-L	-	
						Red	K25-41R-L		
						Green	K25-41G-L		
						Yellow	K25-41Y-L		
						Blue	K25-41B-L		
	Ø25 Square	Knob Type	1N/O	Spring Return	Black	Spring Return		K25-41K-S2R	-
					Red			K25-41R-S2R	
					Green			K25-41G-S2R	
					Yellow			K25-41Y-S2R	
					Blue			K25-41B-S2R	
		Lever Type	1N/O	Spring Return	90°	Black	K25-41K-L2R	-	
						Red	K25-41R-L2R		
						Green	K25-41G-L2R		
						Yellow	K25-41Y-L2R		
						Blue	K25-41B-L2R		
Ø25 Square	Knob Type	1N/O	Maintained	Black	Maintained		K25-42K	-	
				Red			K25-42R		
				Green			K25-42G		
				Yellow			K25-42Y		
				Blue			K25-42B		
	Lever Type	1N/O	Maintained	90°	Black	K25-42K-L	-		
					Red	K25-42R-L			
					Green	K25-42G-L			
					Yellow	K25-42Y-L			
					Blue	K25-42B-L			
Lever Type	1N/O	Spring Return	90°	Black	K25-42K-L2R	-			
				Red	K25-42R-L2R				
				Green	K25-42G-L2R				
				Yellow	K25-42Y-L2R				
				Blue	K25-42B-L2R				









Control Switch

K22,25,30 Series

Product Selection

Operator Type	Shape	Head Type	Contact Form	Color	Selector Type	Operator Function	Part Number	Rated Voltage
Illuminated Selector Switch (2 Position) + "BA7S" Filament 	Ø25 Round	Knob Type	1N/O	Red	Maintained		K25-44R	24VDC 110VAC 220VAC
				Green			K25-44G	
				Blue			K25-44Y	
				Yellow			K25-44B	
				White	K25-44W			
				Red	Spring Return		K25-44R-S2R	24VDC 110VAC 220VAC
				Green			K25-44G-S2R	
	Blue	K25-44Y-S2R						
	Ø25 Square	Knob Type	1N/O	Red	Maintained		K25-45R	24VDC 110VAC 220VAC
				Green			K25-45G	
				Blue			K25-45Y	
				Yellow			K25-45B	
				White	K25-45W			
				Red	Spring Return		K25-45R-S2R	24VDC 110VAC 220VAC
Green				K25-45G-S2R				
Blue	K25-45Y-S2R							
Illuminated Selector Switch (2 Position) + "BA7S - K" LED 	Ø25 Round	Knob Type	1N/O	Red	Maintained		K25-47R	24VDC 110VAC 220VAC
				Green			K25-47G	
				Blue			K25-47Y	
				Yellow			K25-47B	
				White	K25-47W			
				Red	Spring Return		K25-47R-S2R	24VDC 110VAC 220VAC
				Green			K25-47G-S2R	
	Blue	K25-47Y-S2R						
	Ø25 Square	Knob Type	1N/O	Red	Maintained		K25-48R	24VDC 110VAC 220VAC
				Green			K25-48G	
				Blue			K25-48Y	
				Yellow			K25-48B	
				White	K25-48W			
				Red	Spring Return		K25-48R-S2R	24VDC 110VAC 220VAC
Green				K25-48G-S2R				
Blue	K25-48Y-S2R							
				Yellow			K25-48B-S2R	
				White			K25-48W-ST2R	










Product Selection

Operator Type	Shape	Head Type	Contact Form	Color	Selector Type	Operator Function	Part Number	Rated Voltage		
Non-Illuminated Selector Switch (3 Position)	Ø25 Round	Knob Type	2N/O	Black	Maintained		K25-51K	-		
				Red			K25-51R			
				Green			K25-51G			
				Yellow			K25-51Y			
				Blue			K25-51B			
				Black	Left Auto		K25-51K-S3L	-		
				Red			K25-51R-S3L			
				Green			K25-51G-S3L			
				Yellow			K25-51Y-S3L			
				Blue			K25-51B-S3L			
				Black	Right Auto		K25-51K-S3R	-		
				Red			K25-51R-S3R			
		Green	K25-51G-S3R							
		Yellow	K25-51Y-S3R							
		Blue	K25-51B-S3R							
		Black	Both Auto		K25-51K-S3LR	-				
		Red			K25-51R-S3LR					
		Green			K25-51G-S3LR					
		Yellow			K25-51Y-S3LR					
		Blue			K25-51B-S3LR					
		Lever Type	2N/O	Knob Type	2N/O	Black	Maintained		K25-51K-L	-
						Red			K25-51R-L	
						Green			K25-51G-L	
						Yellow			K25-51Y-L	
Blue	K25-51B-L									
Black	Left Auto						K25-51K-L3L	-		
Red				K25-51R-L3L						
Green				K25-51G-L3L						
Yellow				K25-51Y-L3L						
Blue				K25-51B-L3L						
Black	Right Auto				K25-51K-L3R	-				
Red					K25-51R-L3R					
Green		K25-51G-L3R								
Yellow		K25-51Y-L3R								
Blue		K25-51B-L3R								
Black	Both Auto		K25-51K-L3LR	-						
Red			K25-51R-L3LR							
Green			K25-51G-L3LR							
Yellow			K25-51Y-L3LR							
Blue			K25-51B-L3LR							

Control Switch


K22,25,30 Series

Product Selection

Operator Type	Shape	Head Type	Contact Form	Color	Selector Type	Operator Function	Part Number	Rated Voltage		
Non-Illuminated Selector Switch (3 Position) 	Ø25 Square	Knob Type	2N/O	Black	Maintained		K25-52K	-		
				Red			K25-52R			
				Green			K25-52G			
				Yellow			K25-52Y			
				Blue			K25-52B			
				Black	Left Auto		K25-52K-S3L	-		
				Red			K25-52R-S3L			
				Green			K25-52G-S3L			
				Yellow			K25-52Y-S3L			
				Blue			K25-52B-S3L			
				Black	Right Auto		K25-52K-S3R	-		
				Red			K25-52R-S3R			
		Green	K25-52G-S3R							
		Yellow	K25-52Y-S3R							
		Blue	K25-52B-S3R							
		Black	Both Auto		K25-51K-S3LR	-				
		Red			K25-51R-S3LR					
		Green			K25-51G-S3LR					
		Yellow			K25-51Y-S3LR					
		Blue			K25-51B-S3LR					
		Lever Type	2N/O	Knob Type	2N/O	Black	Maintained		K25-52K-L	-
						Red			K25-52R-L	
						Green			K25-52G-L	
						Yellow			K25-52Y-L	
Blue	K25-52B-L									
Black	Left Auto						K25-52K-L3L	-		
Red				K25-52R-L3L						
Green				K25-52G-L3L						
Yellow				K25-52Y-L3L						
Blue				K25-52B-L3L						
Black	Right Auto				K25-52K-L3R	-				
Red					K25-52R-L3R					
Green		K25-52G-L3R								
Yellow		K25-52Y-L3R								
Blue		K25-52B-L3R								
Black	Both Auto		K25-51K-L3LR	-						
Red			K25-51R-L3LR							
Green			K25-51G-L3LR							
Yellow			K25-51Y-L3LR							
Blue			K25-51B-L3LR							

Product Selection

Operator Type	Shape	Head Type	Contact Form	Color	Selector Type	Operator Function	Part Number	Rated Voltage
Illuminated Selector Switch (3 Position) + "BA7S" Filament	Ø25 Round			Red	Maintained		K25-54R	24VDC 110VAC 220VAC
				Green			K25-54G	
				Yellow			K25-54Y	
				Blue			K25-54B	
				Red	Left Auto		K25-54R-S3L	24VDC 110VAC 220VAC
				Green			K25-54G-S3L	
				Yellow			K25-54Y-S3L	
				Blue			K25-54B-S3L	
	Red	Right Auto		K25-54R-S3R	24VDC 110VAC 220VAC			
	Green			K25-54G-S3R				
	Yellow			K25-54Y-S3R				
	Blue			K25-54B-S3R				
	Red	Both Auto		K25-54R-S3LR	24VDC 110VAC 220VAC			
	Green			K25-54G-S3LR				
	Yellow			K25-54Y-S3LR				
	Blue			K25-54B-S3LR				
	Ø25 Square			Red	Maintained		K25-55R	24VDC 110VAC 220VAC
				Green			K25-55G	
				Yellow			K25-55Y	
				Blue			K25-55B	
				Red	Left Auto		K25-55R-S3L	24VDC 110VAC 220VAC
				Green			K25-55G-S3L	
				Yellow			K25-55Y-S3L	
				Blue			K25-55B-S3L	
	Red	Right Auto		K25-55R-S3R	24VDC 110VAC 220VAC			
	Green			K25-55G-S3R				
	Yellow			K25-55Y-S3R				
	Blue			K25-55B-S3R				
	Red	Both Auto		K25-55R-S3LR	24VDC 110VAC 220VAC			
	Green			K25-55G-S3LR				
	Yellow			K25-55Y-S3LR				
	Blue			K25-55B-S3LR				
Knob Type		Knob Type	2N/O					




Control Switch





K22,25,30 Series

Product Selection

Operator Type	Shape	Head Type	Contact Form	Color	Selector Type	Operator Function	Part Number	Rated Voltage
Illuminated Selector Switch (3 Position) + "BA7S - K" LED	Ø25 Round			Red	Maintained		K25-57R	24VDC 110VAC 220VAC
				Green			K25-57G	
				Yellow			K25-57Y	
				Blue			K25-57B	
				Red	Left Auto		K25-57R-S3L	24VDC 110VAC 220VAC
				Green			K25-57G-S3L	
				Yellow			K25-57Y-S3L	
				Blue			K25-57B-S3L	
	Red	Right Auto		K25-57R-S3R	24VDC 110VAC 220VAC			
	Green			K25-57G-S3R				
	Yellow			K25-57Y-S3R				
	Blue			K25-57B-S3R				
	Red	Both Auto		K25-57R-S3LR	24VDC 110VAC 220VAC			
	Green			K25-57G-S3LR				
	Yellow			K25-57Y-S3LR				
	Blue			K25-57B-S3LR				
	Ø25 Square			Red	Maintained		K25-58R	24VDC 110VAC 220VAC
				Green			K25-58G	
				Yellow			K25-58Y	
				Blue			K25-58B	
				Red	Left Auto		K25-58R-S3L	24VDC 110VAC 220VAC
				Green			K25-58G-S3L	
				Yellow			K25-58Y-S3L	
				Blue			K25-58B-S3L	
	Red	Right Auto		K25-58R-S3R	24VDC 110VAC 220VAC			
	Green			K25-58G-S3R				
	Yellow			K25-58Y-S3R				
	Blue			K25-58B-S3R				
	Red	Both Auto		K25-58R-S3LR	24VDC 110VAC 220VAC			
	Green			K25-58G-S3LR				
	Yellow			K25-58Y-S3LR				
	Blue			K25-58B-S3LR				










Product Selection

Operator Type	Shape	Head Type	Contact Form	Color	Selector Type	Operator Function	Part Number	Rated Voltage
Non-Illuminated Selector Switch (2 Position)	Ø30 Round	Knob Type	1N/O	Black	Maintained		K30-41K	-
				Red			K30-41R	
				Green			K30-41G	
				Yellow			K30-41Y	
				Blue			K30-41B	
				Black	Spring Return		K30-41K-S2R	
				Red			K30-41R-S2R	
				Green			K30-41G-S2R	
				Yellow			K30-41Y-S2R	
				Blue			K30-41B-S2R	
		Lever Type	1N/O	Maintained		Black	K30-41K-L	-
						Red	K30-41R-L	
						Green	K30-41G-L	
						Yellow	K30-41Y-L	
						Blue	K30-41B-L	
				Spring Return		Black	K30-41K-L2R	
						Red	K30-41R-L2R	
						Green	K30-41G-L2R	
						Yellow	K30-41Y-L2R	
						Blue	K30-41B-L2R	









Control Switch

K22,25,30 Series

Product Selection

Operator Type	Shape	Head Type	Contact Form	Color	Selector Type	Operator Function	Part Number	Rated Voltage
Illuminated Selector Switch (2 Position) + "BA7S - K" LED  	Ø30 Round	Knob Type	1N/O	Red	Maintained		K30-44R	24VDC 110VAC 220VAC
				Green			K30-44G	
				Yellow			K30-44Y	
				Blue			K30-44B	
		Red	Spring Return		K30-44R-S2R	24VDC 110VAC 220VAC		
		Green			K30-44G-S2R			
		Yellow			K30-44Y-S2R			
		Blue			K30-44B-S2R			
Illuminated Selector Switch (2 Position) + "BA7S - K" LED 	Ø30 Round	Knob Type	1N/O	Red	Maintained		K30-47R	24VDC 110VAC 220VAC
				Green			K30-47G	
				Yellow			K30-47Y	
				Blue			K30-47B	
		Red	Spring Return		K30-47R-S2R	24VDC 110VAC 220VAC		
		Green			K30-47G-S2R			
		Yellow			K30-47Y-S2R			
		Blue			K30-47B-S2R			











Product Selection

Operator Type	Shape	Head Type	Contact Form	Color	Selector Type	Operator Function	Part Number	Rated Voltage		
Non-Illuminated Selector Switch (3 Position)	Ø30 Round	Knob Type	2N/O	Black	Maintained		K30-51K	-		
				Red			K30-51R			
				Green			K30-51G			
				Yellow			K30-51Y			
				Blue			K30-51B			
				Black	Left Auto		K30-51K-S3L			
				Red			K30-51R-S3L			
				Green			K30-51G-S3L			
				Yellow			K30-51Y-S3L			
				Blue			K30-51B-S3L			
		Black	Right Auto		K30-51K-S3R					
		Red			K30-51R-S3R					
		Green			K30-51G-S3R					
		Yellow			K30-51Y-S3R					
		Blue			K30-51B-S3R					
		Black	Both Auto		K30-51K-S3LR					
		Red			K30-51R-S3LR					
		Green			K30-51G-S3LR					
		Yellow			K30-51Y-S3LR					
		Blue			K30-51B-S3LR					
Lever Type	2N/O	Knob Type	2N/O	Black	Maintained		K30-51K-L	-		
				Red			K30-51R-L			
				Green			K30-51G-L			
				Yellow			K30-51Y-L			
				Blue			K30-51B-L			
		Lever Type	2N/O	Lever Type	2N/O	Black	Left Auto			K30-51K-L3L
						Red				K30-51R-L3L
						Green				K30-51G-L3L
						Yellow				K30-51Y-L3L
						Blue				K30-51B-L3L
Lever Type	2N/O	Lever Type	2N/O	Black	Right Auto		K30-51K-L3R			
				Red			K30-51R-L3R			
				Green			K30-51G-L3R			
				Yellow			K30-51Y-L3R			
				Blue			K30-51B-L3R			
Lever Type	2N/O	Lever Type	2N/O	Black	Both Auto		K30-51K-L3LR			
				Red			K30-51R-L3LR			
				Green			K30-51G-L3LR			
				Yellow			K30-51Y-L3LR			
				Blue			K30-51B-L3LR			








Control Switch

K22,25,30 Series

Product Selection

Operator Type	Shape	Head Type	Contact Form	Color	Selector Type	Operator Function	Part Number	Rated Voltage
Illuminated Selector Switch (3 Position) + "BA7S" Filament 	Ø30 Round			Red	Maintained		K30-54R	24VDC 110VAC 220VAC
				Green			K30-54G	
				Yellow			K30-54Y	
				Blue			K30-54B	
				Red	Left Auto		K30-54R-S3L	24VDC 110VAC 220VAC
				Green			K30-54G-S3L	
				Yellow			K30-54Y-S3L	
				Blue			K30-54B-S3L	
		Red	Right Auto		K30-54R-S3R	24VDC 110VAC 220VAC		
		Green			K30-54G-S3R			
		Yellow			K30-54Y-S3R			
		Blue			K30-54B-S3R			
		Red	Both Auto		K30-54R-S3LR	24VDC 110VAC 220VAC		
		Green			K30-54G-S3LR			
		Yellow			K30-54Y-S3LR			
		Blue			K30-54B-S3LR			
Illuminated Selector Switch (3 Position) + "BA7S - K" LED 	Ø30 Round			Red	Maintained		K30-57R	24VDC 110VAC 220VAC
				Green			K30-57G	
				Yellow			K30-57Y	
				Blue			K30-57B	
				Red	Left Auto		K30-57R-S3L	24VDC 110VAC 220VAC
				Green			K30-57G-S3L	
				Yellow			K30-57Y-S3L	
				Blue			K30-57B-S3L	
		Red	Right Auto		K30-57R-S3R	24VDC 110VAC 220VAC		
		Green			K30-57G-S3R			
		Yellow			K30-57Y-S3R			
		Blue			K30-57B-S3R			
		Red	Both Auto		K30-57R-S3LR	24VDC 110VAC 220VAC		
		Green			K30-57G-S3LR			
		Yellow			K30-57Y-S3LR			
		Blue			K30-57B-S3LR			





Product Selection

Operator Type	Shape	Head Type	Contact Form	Color	Operator Function	Part Number	Rated Voltage
Non-Illuminated Key Switch (2 Position) 	Ø22					K22-61K	
	Ø25	Round	1N/O	Black		K25-61K	-
	Ø30					K30-61K	
Non-Illuminated Key Switch (3 Position) 	Ø22					K22-71K	
	Ø25	Round	2N/O	Black		K25-71K	-
	Ø30					K30-71K	
Non-Illuminated Ø40 Emergency Stop 	Ø22					K22-81R	
	Ø25	Round	1N/C	Red		K25-81R	-
	Ø30					K30-81R	
Illuminated Ø40 Emergency Stop + "BA9S" Filament 	Ø22					K22-84R	
	Ø25	Round	1N/C	Red		K25-84R	24VDC 110VAC 220VAC
	Ø30					K30-84R	
Illuminated Ø40 Emergency Stop + "BA9S+K" LED 	Ø22					K22-87R	
	Ø25	Round	1N/C	Red		K25-87R	24VDC 110VAC 220VAC
	Ø30					K30-87R	


Control Switch

K22,25,30 Series

Product Selection

Operator Type	Shape	Head Type	Contact Form	Color	Part Number	Rated Voltage
Non-Illuminated Ø45 Flower Head Emergency Stop 	Ø22				K22-81F	
	Ø25	Round	1N/C	Red	K25-81F	-
	Ø30				K30-81F	
Non-Illuminated Ø40 Mushroom Emergency Stop 	Ø22				K22-81R-N40	
	Ø25	Round	1N/C	Red	K25-81R-N40	-
	Ø30				K30-81R-N40	
Illuminated Ø40 Mushroom Emergency Stop + "BA9S" Filament 	Ø22				K22-84R-N40	
	Ø25	Round	1N/C	Red	K25-84R-N40	24VDC 110VAC 220VAC
	Ø30				K30-84R-N40	
Illuminated Ø40 Mushroom Emergency Stop + "BA9S+K" LED 	Ø22				K22-87R-N40	
	Ø25	Round	1N/C	Red	K25-87R-N40	24VDC 110VAC 220VAC
	Ø30				K30-87R-N40	

Product Selection

Operator Type	Shape	Head Type	Contact Form	Color	Part Number	Rated Voltage
Non-Illuminated Ø29 Emergency Stop 	Ø22	Round	1N/C	Red	K22-81R-N29	-
				Green	K22-81G-N29	
				Red	K25-81R-N29	
	Ø25	Round	1N/C	Green	K25-81G-N29	-
				Red	K30-81R-N29	
				Green	K30-81G-N29	
	Ø30	Round	1N/C	Red	K30-81R-N29	-
				Green	K30-81G-N29	
				Red	K22-84R-N29	
Ø25	Round	1N/C	Green	K22-84G-N29		
			Red	K25-84R-N29	24VDC 110VAC 220VAC	
			Green	K25-84G-N29		
Ø30	Round	1N/C	Red	K30-84R-N29		24VDC 110VAC 220VAC
			Green	K30-84G-N29		
			Red	K22-87R-N29	24VDC 110VAC 220VAC	
Ø22	Round	1N/C	Green	K22-87G-N29		
			Red	K25-87R-N29		24VDC 110VAC 220VAC
			Green	K25-87G-N29		
Ø25	Round	1N/C	Red	K25-87R-N29	24VDC 110VAC 220VAC	
			Green	K25-87G-N29		
			Red	K30-87R-N29		24VDC 110VAC 220VAC
Ø30	Round	1N/C	Green	K30-87G-N29		
			Red	K30-87R-N29		
			Green	K30-87G-N29		



Control Switch

K22,25,30 Series

Product Selection

Operator Type	Shape	Head Type	Contact Form	Color	Part Number	Rated Voltage
Non-Illuminated Ø29 Mushroom Push Button Switch 	Ø22	Round	1N/C	Red	K22-21R-N29	-
				Green	K22-21G-N29	
				Yellow	K22-21Y-N29	
	Ø25	Round	1N/C	Red	K25-21R-N29	-
				Green	K25-21G-N29	
				Yellow	K25-21Y-N29	
	Ø30	Round	1N/C	Red	K30-21R-N29	-
				Green	K30-21G-N29	
				Yellow	K30-21Y-N29	
Illuminated Ø29 Mushroom Push Button Switch + "BA9S" Filament 	Ø22	Round	1N/C	Red	K22-24R-N29	24VDC 110VAC 220VAC
				Green	K22-24G-N29	
				Yellow	K22-24Y-N29	
	Ø25	Round	1N/C	Red	K25-24R-N29	24VDC 110VAC 220VAC
				Green	K25-24G-N29	
				Yellow	K25-24Y-N29	
	Ø30	Round	1N/C	Red	K30-24R-N29	24VDC 110VAC 220VAC
				Green	K30-24G-N29	
				Yellow	K30-24Y-N29	
Illuminated Ø29 Mushroom Push Button Switch + "BA9S + K" LED 	Ø22	Round	1N/C	Red	K22-27R-N29	24VDC 110VAC 220VAC
				Green	K22-27G-N29	
				Yellow	K22-27Y-N29	
	Ø25	Round	1N/C	Red	K25-27R-N29	24VDC 110VAC 220VAC
				Green	K25-27G-N29	
				Yellow	K25-27Y-N29	
	Ø30	Round	1N/C	Red	K30-27R-N29	24VDC 110VAC 220VAC
				Green	K30-27G-N29	
				Yellow	K30-27Y-N29	




Product Selection

Operator Type	Shape	Head Type	Contact Form	Color	Part Number	Rated Voltage
Non-Illuminated Ø40 Mushroom Push Button Switch 	Ø22	Round	1N/C	Red	K22-21R-N40	-
				Green	K22-21G-N40	
				Yellow	K22-21Y-N40	
	Ø25	Round	1N/C	Red	K25-21R-N40	-
				Green	K25-21G-N40	
				Yellow	K25-21Y-N40	
	Ø30	Round	1N/C	Red	K30-21R-N40	-
				Green	K30-21G-N40	
				Yellow	K30-21Y-N40	
Illuminated Ø40 Mushroom Push Button Switch + "BA9S" Filament 	Ø22	Round	1N/C	Red	K22-24R-N40	24VDC 110VAC 220VAC
				Green	K22-24G-N40	
				Yellow	K22-24Y-N40	
	Ø25	Round	1N/C	Red	K25-24R-N40	24VDC 110VAC 220VAC
				Green	K25-24G-N40	
				Yellow	K25-24Y-N40	
	Ø30	Round	1N/C	Red	K30-24R-N40	24VDC 110VAC 220VAC
				Green	K30-24G-N40	
				Yellow	K30-24Y-N40	
Illuminated Ø40 Mushroom Push Button Switch + "BA9S + K" LED 	Ø22	Round	1N/C	Red	K22-27R-N40	24VDC 110VAC 220VAC
				Green	K22-27G-N40	
				Yellow	K22-27Y-N40	
	Ø25	Round	1N/C	Red	K25-27R-N40	24VDC 110VAC 220VAC
				Green	K25-27G-N40	
				Yellow	K25-27Y-N40	
	Ø30	Round	1N/C	Red	K30-27R-N40	24VDC 110VAC 220VAC
				Green	K30-27G-N40	
				Yellow	K30-27Y-N40	




Control Switch

K22,25,30 Series

Product Selection

Operator Type	Shape	Head Type	Contact Form	Color	Part Number	Rated Voltage
Non-Illuminated Ø65 Mushroom Push Button Switch 	Ø22	Round	1N/C	Red	K22-21R-N65	-
				Green	K22-21G-N65	-
	Ø25	Round	1N/C	Red	K25-21R-N65	-
				Green	K25-21G-N65	-
				Red	K30-21R-N65	-
				Green	K30-21G-N65	-
Illuminated Ø65 Mushroom Push Button Switch + "BA9S" Filament 	Ø22	Round	1N/C	Red	K22-24R-N65	24VDC 110VAC 220VAC
				Green	K22-24G-N65	24VDC 110VAC 220VAC
	Ø25	Round	1N/C	Red	K25-24R-N65	24VDC 110VAC 220VAC
				Green	K25-24G-N65	24VDC 110VAC 220VAC
				Red	K30-24R-N65	24VDC 110VAC 220VAC
				Green	K30-24G-N65	24VDC 110VAC 220VAC
Illuminated Ø65 Mushroom Push Button Switch + "BA9S + K" LED 	Ø22	Round	1N/C	Red	K22-27R-N65	24VDC 110VAC 220VAC
				Green	K22-27G-N65	24VDC 110VAC 220VAC
	Ø25	Round	1N/C	Red	K25-27R-N65	24VDC 110VAC 220VAC
				Green	K25-27G-N65	24VDC 110VAC 220VAC
				Red	K30-27R-N65	24VDC 110VAC 220VAC
				Green	K30-27G-N65	24VDC 110VAC 220VAC

Product Selection

Operator Type	Shape	Head Type	Contact Form	Color	Part Number	Rated Voltage
Non-Illuminated Ø29 Metal Full Guard 	Ø22	Round	1N/C	Red	K22-21R-C29	
				Green	K22-21G-C29	-
				Yellow	K22-21Y-C29	
	Ø25	Round	1N/C	Red	K25-21R-C29	
				Green	K25-21G-C29	-
				Yellow	K25-21Y-C29	
Illuminated Ø29 Metal Full Guard + "BA9S" Filament 	Ø22	Round	1N/C	Red	K22-24R-C29	
				Green	K22-24G-C29	24VDC 110VAC 220VAC
				Yellow	K22-24Y-C29	
	Ø25	Round	1N/C	Red	K25-24R-C29	
				Green	K25-24G-C29	24VDC 110VAC 220VAC
				Yellow	K25-24Y-C29	
Illuminated Ø29 Metal Full Guard + "BA9S + K" LED 	Ø22	Round	1N/C	Red	K22-27R-C29	
				Green	K22-27G-C29	24VDC 110VAC 220VAC
				Yellow	K22-27Y-C29	
	Ø25	Round	1N/C	Red	K25-27R-C29	
				Green	K25-27G-C29	24VDC 110VAC 220VAC
				Yellow	K25-27Y-C29	




Control Switch

K22,25,30 Series

Product Selection

Operator Type	Shape	Head Type	Contact Form	Color	Part Number	Rated Voltage
Non-Illuminated Ø40 Metal Full Guard 	Ø22	Round	1N/C	Red	K22-21R-C40	-
				Green	K22-21G-C40	
				Yellow	K22-21Y-C40	
	Ø25	Round	1N/C	Red	K25-21R-C40	-
				Green	K25-21G-C40	
				Yellow	K25-21Y-C40	
	Ø30	Round	1N/C	Red	K30-21R-C40	-
				Green	K30-21G-C40	
				Yellow	K30-21Y-C40	
Illuminated Ø40 Metal Full Guard + "BA9S" Filament 	Ø22	Round	1N/C	Red	K22-24R-C40	24VDC 110VAC 220VAC
				Green	K22-24G-C40	
				Yellow	K22-24Y-C40	
	Ø25	Round	1N/C	Red	K25-24R-C40	24VDC 110VAC 220VAC
				Green	K25-24G-C40	
				Yellow	K25-24Y-C40	
	Ø30	Round	1N/C	Red	K30-24R-C40	24VDC 110VAC 220VAC
				Green	K30-24G-C40	
				Yellow	K30-24Y-C40	
Illuminated Ø40 Metal Full Guard + "BA9S + K" LED 	Ø22	Round	1N/C	Red	K22-27R-C40	24VDC 110VAC 220VAC
				Green	K22-27G-C40	
				Yellow	K22-27Y-C40	
	Ø25	Round	1N/C	Red	K25-27R-C40	24VDC 110VAC 220VAC
				Green	K25-27G-C40	
				Yellow	K25-27Y-C40	
	Ø30	Round	1N/C	Red	K30-27R-C40	24VDC 110VAC 220VAC
				Green	K30-27G-C40	
				Yellow	K30-27Y-C40	

Product Selection

Operator Type	Shape	Head Type	Contact Form	Color	Part Number	Rated Voltage
Non-Illuminated Ø40 P-full Guard 	Ø22	Round	1N/C	Red	K22-21R-B40	-
				Green	K22-21G-B40	
				Yellow	K22-21Y-B40	
	Ø25	Round	1N/C	Red	K25-21R-B40	-
				Green	K25-21G-B40	
				Yellow	K25-21Y-B40	
	Ø30	Round	1N/C	Red	K30-21R-B40	-
				Green	K30-21G-B40	
				Yellow	K30-21Y-B40	
Illuminated Ø40 P-full Guard + "BA9S" Filament 	Ø22	Round	1N/C	Red	K22-24R-B40	24VDC 110VAC 220VAC
				Green	K22-24G-B40	
				Yellow	K22-24Y-B40	
	Ø25	Round	1N/C	Red	K25-24R-B40	24VDC 110VAC 220VAC
				Green	K25-24G-B40	
				Yellow	K25-24Y-B40	
	Ø30	Round	1N/C	Red	K30-24R-B40	24VDC 110VAC 220VAC
				Green	K30-24G-B40	
				Yellow	K30-24Y-B40	
Illuminated Ø40 P-full Guard + "BA9S + K" LED 	Ø22	Round	1N/C	Red	K22-27R-B40	24VDC 110VAC 220VAC
				Green	K22-27G-B40	
				Yellow	K22-27Y-B40	
	Ø25	Round	1N/C	Red	K25-27R-B40	24VDC 110VAC 220VAC
				Green	K25-27G-B40	
				Yellow	K25-27Y-B40	
	Ø30	Round	1N/C	Red	K30-27R-B40	24VDC 110VAC 220VAC
				Green	K30-27G-B40	
				Yellow	K30-27Y-B40	










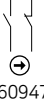

Control Switch


K22,25,30 Series

Product Selection

Operator Type	Shape	Head Type	Contact Form	Color	Part Number	Rated Voltage
Non-Illuminated Ø65 P-full Guard 	Ø22	Round	1N/C	Red	K22-21R-B65	-
				Green	K22-21G-B65	
	Ø25	Round	1N/C	Red	K25-21R-B65	-
				Green	K25-21G-B65	
	Ø30	Round	1N/C	Red	K30-21R-B65	-
				Green	K30-21G-B65	
Illuminated Ø65 P-full Guard + "BA9S" Filament 	Ø22	Round	1N/C	Red	K22-24R-B65	24VDC 110VAC 220VAC
				Green	K22-24G-B65	
	Ø25	Round	1N/C	Red	K25-24R-B65	24VDC 110VAC 220VAC
				Green	K25-24G-B65	
	Ø30	Round	1N/C	Red	K30-24R-B65	24VDC 110VAC 220VAC
				Green	K30-24G-B65	
Illuminated Ø65 P-full Guard + "BA9S + K" LED 	Ø22	Round	1N/C	Red	K22-27R-B65	24VDC 110VAC 220VAC
				Green	K22-27G-B65	
	Ø25	Round	1N/C	Red	K25-27R-B65	24VDC 110VAC 220VAC
				Green	K25-27G-B65	
	Ø30	Round	1N/C	Red	K30-27R-B65	24VDC 110VAC 220VAC
				Green	K30-27G-B65	
Illuminated Buzzer 	Ø22	Rectangle	-	-	K22-BZ	90VAC ~ 240VAC 12VDC ~ 24VDC
	Ø25	Rectangle	-	-	K25-BZ	90VAC ~ 240VAC 12VDC ~ 24VDC

Accessory

	Operator Type	Shape	Color	Rated Voltage	Part number
		1NO	-	-	CBA
	 ※ IEC60947-5-1 Positive opening type	1NC	-	-	CBB
		2NO	-	-	CBA2
	 ※ IEC60947-5-1 Positive opening type	2NC	-	-	CBB2
	 ※ IEC60947-5-1 Positive opening type	1NO + 1NC	-	-	CBC
	Maintain Holder	-	-	-	KAL

	Type	Color	Rated Voltage	Part number	Applicable item	Applied voltage
	Filament	-	6.3VDC	BA7S	Illuminated Selector	220VAC
			24VDC			24VDC
	LED	Ⓐ	6.3VDC	BA7S-KⒶ	Illuminated Selector	110VAC, 220VAC
			24VDC			24VDC, 48VDC, 110VDC, 220VDC, 380VAC
			6.3VDC	BA9S-KⒶ	Exclude Illuminated Selector	110VAC, 220VAC
			24VDC			24VDC, 48VDC, 110VDC, 220VDC, 380VAC

※ Ⓐ - Color : R(Red) / G(Green) / Y(Yellow) / B(Blue) / K*(Black) / W(White)

Control Switch

K22,25,30 Series

Accessory

	Operator Type	Size (W×D×H)	Mounting Size	Color	Part number
	Round waterproof cover For Ø40 full guard	Ø50.2x26.3	-	-	HP100
	Dust Proof, oil proof, waterproof cover For Ø65 Ø80 x 35	Ø80x35 (Ø65용 방진/방유/방수카바)	-	Ⓐ (Rubber NBR)	HP120
	Round Waterproof Cover for Ø25	Ø31x16.5	-	-	RCR
	Square Waterproof Cover	31x31x16.5	-	-	RCS
	Protection Cover	65x81x39	Ø22	Yellow Red Green Amber White	KEG12 □
			Ø25		KEG15 □
			Ø30		KEG13 □
	Protection Cover	Ø55x74x37.5	Ø22	Yellow Red Green White Blue Black Clear	KEG32□
			Ø25		KEG35□
			Ø30		KEG33□
	Protection Cover (Exclude EPB/ MPB)	Ø49.5x69x32 (except EPB/MPB)	Ø22	Cover : C (Clear) Bottom : C (Clear)	KEG42
			Ø25		KEG45
			Ø30		KEG43
	Protection Cover	30.2X35.3X18.7	Ø22	-	SC2
			Ø25	-	SC5
	Protection Cover	KSC12 Ø35.4X 30.9 KSC15 Ø35.4X 30.9 KSC13 Ø39.6X 30.4	Ø22	-	KSC12
			Ø25		KSC15
			Ø30		KSC13







Accessory

	Operator Type		Mounting Size	Color	Part number	
	Name Plate	30X40.5X6.3	Ø22	-	HP110A	
			Ø25		HP110B	
	Name Plate	Ø60 t=2.6mm	Ø22	Product : Yellow Letter : Black	HP111A	
			Ø25		HP111B	
			Ø30		HP111C	
	Name Plate	Ø75 t=2.8mm	Ø22	Product : Yellow Letter : Black	HP112A	
			Ø25		HP112B	
			Ø30		HP111C	
	Name Plate	Ø70 t=1mm H=10mm	Ø22	Yellow	HP117A	
			Ø25		HP117B	
			Ø30		HP117C	
	Name Plate	Ø80 t=1mm H=10mm	Ø22	Yellow	HP118A	
			Ø25		HP118B	
			Ø30		HP118C	
	Name Plate	62 x 48.5 t=0.2mm	Ø22	Product : Yellow Letter : Black	HP119E	
			Ø25		HP119K	
			Ø30		HP119C	
			official use		Product : Yellow Letter : Red	HP119E-R
			official use		Product : White Letter : Black	HP119E-W(STOP)
	Name Plate	62 x 48.5 t=0.2mm	Ø22	Product : Yellow Letter : Black	HP119E	
			Ø25		HP119E(OFF-R)	
			Ø30		HP119E-W(OFF)	
			official use		Product : White Letter : Black	HP119E-W(OFF)
			official use		Product : White Letter : Red	HP119E-W(OFF-R)
	Name Plate	Ø62 t=0.2mm	Ø22	Product : Yellow Letter : Black	HP119E-1(STOP)	
			Ø25		Product : White Letter : Black	HP119E-1W(STOP)
			Ø30		Product : Yellow Letter : Red	HP119E-1(STOP-R)
	Name Plate	Ø62 t=0.2mm	Ø22	Product : Yellow Letter : Black	HP119E-1(OFF)	
			Ø25		Product : Yellow Letter : Red	HP119E-1(OFF-R)
			Ø30		Product : White Letter : Black	HP119E-1W(OFF)
			official use		Product : White Letter : Black	HP119E-1W(OFF)















Control Switch

K22,25,30 Series

Accessory

	Operator Type	Size (W×D×H)	Color	Mounting Size	Part number
	Terminal cover with hole		Clear		KP-10
	Terminal cover without hole		Clear		KP-11
	Trans cover with hole		Clear		KP-20
	Trans cover without hole		Clear		KP-21
	Terminal cover with hole (for CBA2,CBB2, CBC)		Clear		KP-30
	Terminal cover without hole (for CBA2,CBB2, CBC)		Clear		KP-31

Accessory

	Operator Type	Size (W×D×H)	Color	Mounting Size	Part number
 	Flush mounting Safety Guard	Ø99 H40.8	Yellow	Ø22	KEG72
				Ø25	KEG75
				Ø30	KEG73
 	Flush mounting Safety Guard	Ø99 H40.8	White	Ø22	KEG72W
				Ø25	KEG75W
				Ø30	KEG73W
 	Safety Guard	Ø90 H39.1	Yellow	Ø22	KEG82
				Ø25	KEG85
				Ø30	KEG83
 	Safety Guard	Ø90 H39.1	Ø22	White	KEG82W
 	AL Safety Guard	Ø90 H38.8	Yellow	Ø22	KEG92
				Ø25	KEG95
				Ø30	KEG93
 	AL Safety Guard	Ø90 H38.8	White	Ø22	KEG92W
				Ø25	KEG95W
				Ø30	KEG93W
	Illuminated Safety Guard ※ Refer to II - II - 46p for circuit configuration related matters. please	Ø90 H43.1	Yellow	Ø22	KEG82YL-△
				Ø25	KEG85YL-△
				Ø30	KEG83YL-△
	Box ※ Non-Illuminated, Available up to 1a+1b		Yellow	Ø22	KEX-101Y

※ △ - Circuit type: N(NPN), P(PNP)

※ HP119 name panel is also suitable with KEG7,8,9 series




- Example of usage







Control Switch

K22,25,30 Series

Accessory

Operator Type		Size (W×D×H)		Color	Part Number
Full Cover Guard		76.5X65X43	Ø22	Yellow	KEG-12C
			Ø25		KEG-15C
			Ø30		KEG-13C
		Ø99 H45	Ø22	Yellow	KEG-72C
			Ø25		KEG-75C
			Ø30		KEG-73C
		Ø90 H43	Ø22	Yellow	KEG-82C
			Ø25		KEG-85C
			Ø30		KEG-83C

※ CAUTION: If the support of the redundant protective guard is not cut, the emergency stop switch cannot be pressed.

Operator Type	Color	Part Number	Applicable	
			KEG-1□C	KEG-7□C / KEG-8□C
Accessory for Full Cover Guard	 (Ø61.5X 45.5 t=0.2mm)	Product : Yellow Letter : Black HP-1CE	○	-
	 (Ø61.5X 45.5 t=0.2mm)	Product : Yellow Letter : Red HP-1CE-R	○	-
	 (Ø77.6 t=0.2mm)	Product : Yellow Letter : Black HP-7CE	-	○
	 (Ø77.6 t=0.2mm)	Product : Yellow Letter : Red HP-7CE-R	-	○

※ Full Cover Guard Example of usage

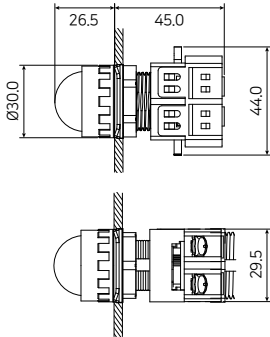


KEG-1□C + KEX-101Y KEG-1□C KEG-7□C KEG-8□C
「Combined Switch Box and Full Cover Guard」

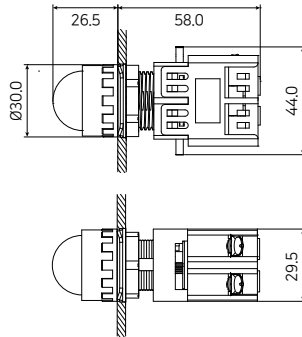
Dimension (K22, K25, K30 - Body)

Unit : mm

DC Pilot Light

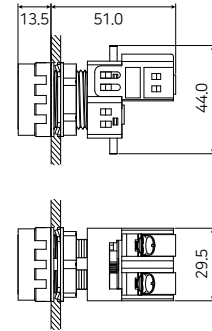


AC Pilot Light



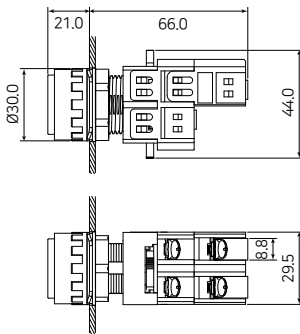
Non-Illuminated Switch

(Momentary Push Button, Selector, Emergency Stop, Mushroom Push button, Key)



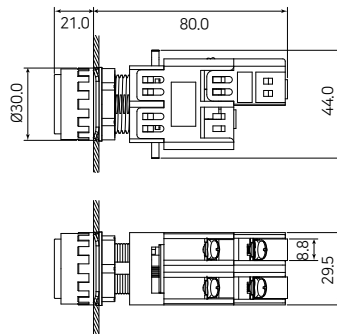
DC Illuminated Switch

(Push, Selector, Emergency Stop, Mushroom Push button, Full Guard)

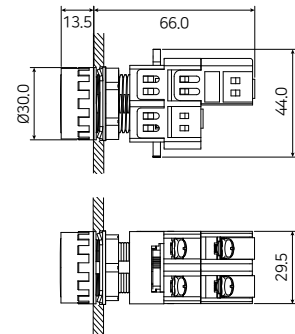


AC Illuminated Switch

(Push, Selector, Emergency Stop, Mushroom Push button, Full Guard)



Non-Illuminated Push Button Switch



Control Switch

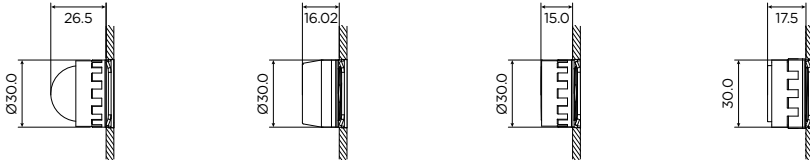
K22,25,30 Series

Dimension (K22, K25 - Head)

Unit : mm

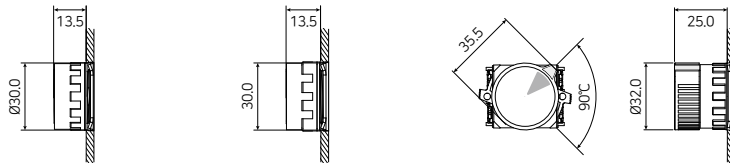
Pilot Light(AC/DC)

Round RX RF Square



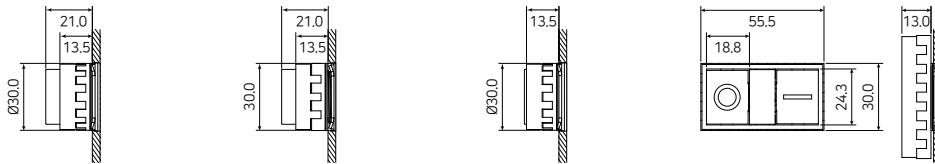
Non-Illuminated Push Button(Momentary/Maintained)

Round Square Push Selector



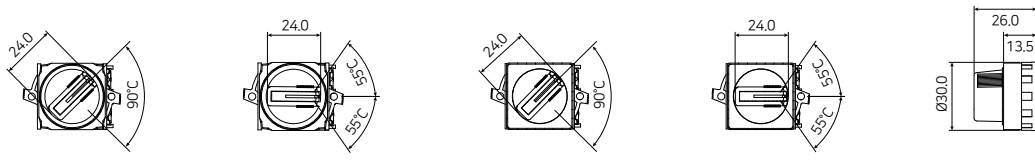
Illuminated Push Button (AC/DC)

Round Square RF I/O



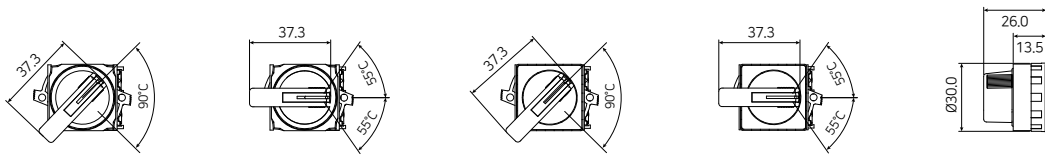
Non-Illuminated Knob Type Selector

2 Position Round 3 Position Round 2 Position Square 3 Position Square



Non-Illuminated Lever Type Selector

2 Position Round 3 Position Round 2 Position Square 3 Position Square



Dimension (K22, K25 - Head)

Unit : mm

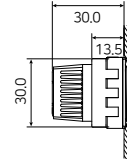
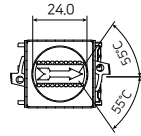
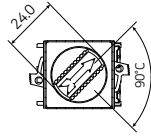
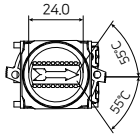
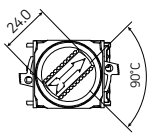
Illuminated Knob Type Selector (AC/DC)

2 Position Round

3 Position Round

2 Position Square

3 Position Square

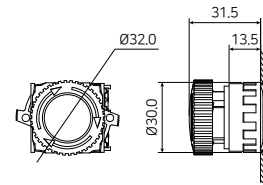
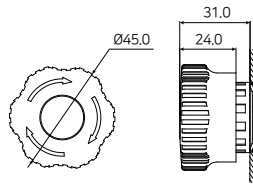
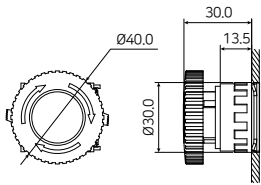


Emergency Stop

Ø40

Ø45

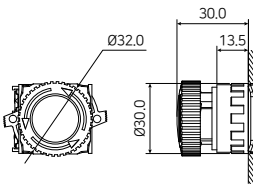
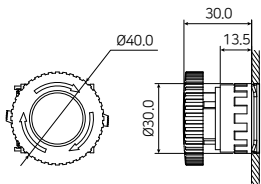
Ø29



Illuminated Emergency Stop (AC/DC)

Ø40

Ø29

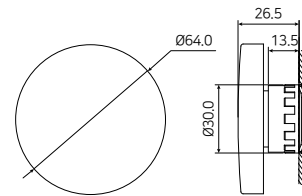
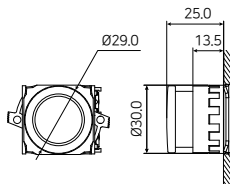
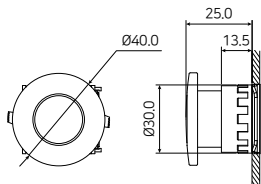


Mushroom Push Button

Ø40

Ø29

Ø65

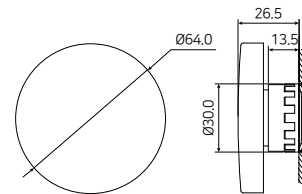
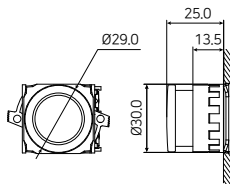
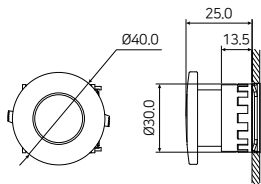


Illuminated Mushroom Push Button (AC/DC)

Ø40

Ø29

Ø65



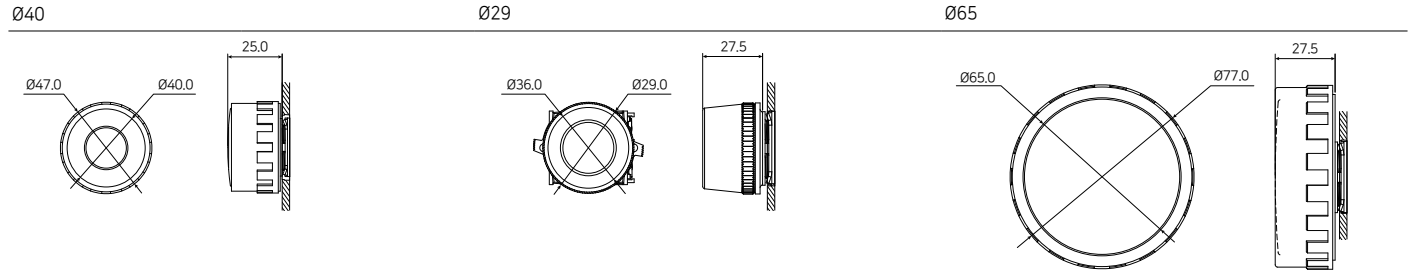
Control Switch

K22,25,30 Series

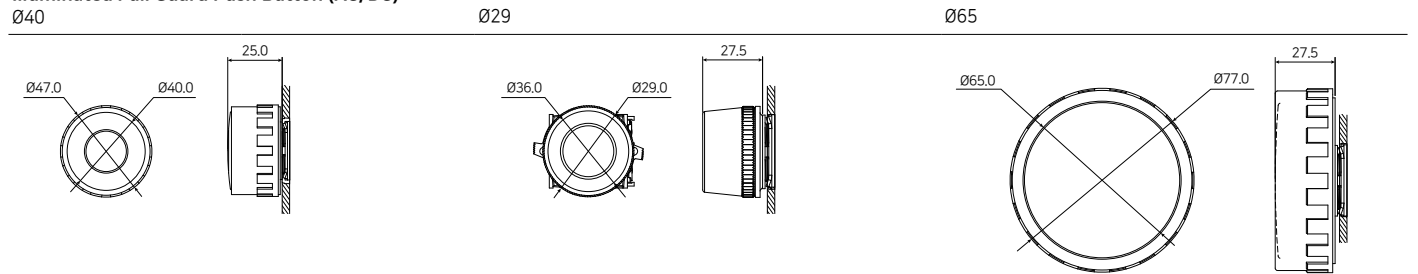
Dimension (K22, K25 - Head)

Unit : mm

Full Guard Push Button

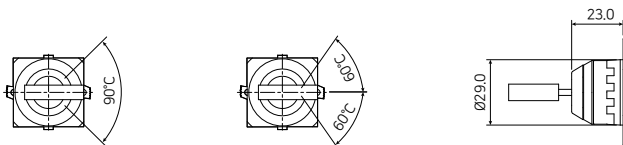


Illuminated Full Guard Push Button (AC/DC)



Key

2 Position 3 Position

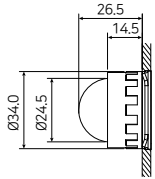


Dimension (K30 - Head)

Unit : mm

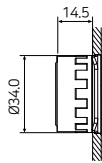
Pilot Light (AC/DC)

Round



Non-Illuminated Push Button (Momentary/Maintained)

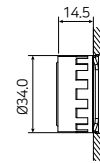
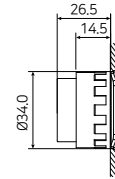
Round



Illuminated Push Button (AC/DC)

Round

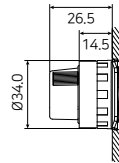
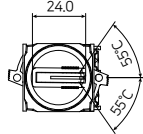
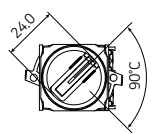
RF



Non-Illuminated Knob Type Selector

2 Position Round

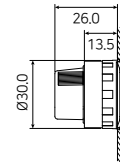
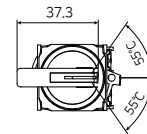
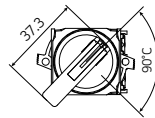
3 Position Round



Non-Illuminated Lever Type Selector

2 Position Round

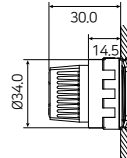
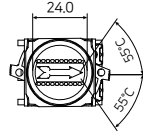
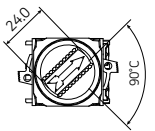
3 Position Round



Illuminated Knob Type Selector (AC/DC)

2 Position Round

3 Position Round



Emergency Stop

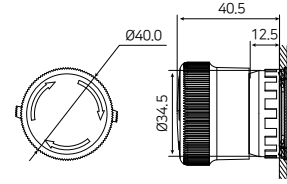
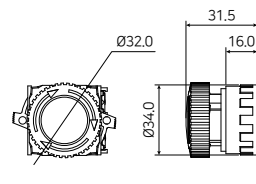
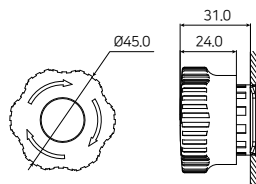
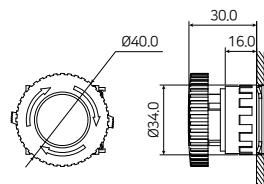
Ø40

Ø45

Ø29

Mushroom emergency Stop

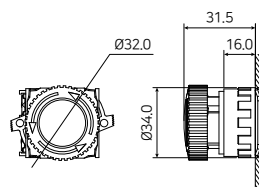
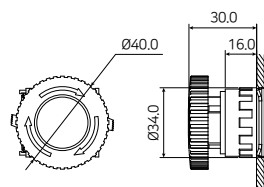
Ø40



Illuminated Emergency Stop (AC/DC)

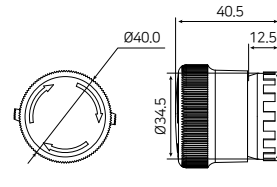
Ø40

Ø29



Illuminated mushroom emergency Stop

Ø40



Control Switch

K22,25,30 Series

Dimension (K30 - Head)

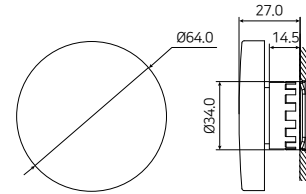
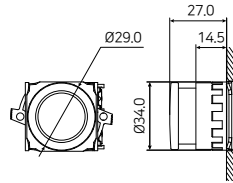
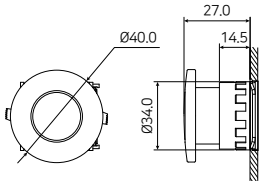
Unit : mm

Mushroom Push Button

Ø40

Ø29

Ø65

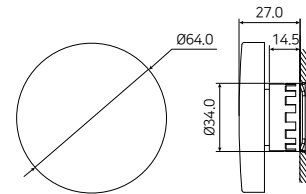
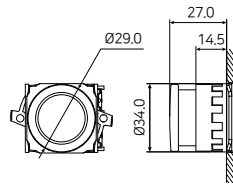
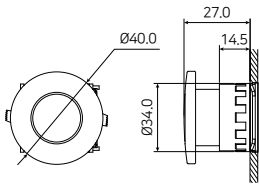


Illuminated Mushroom Push Button (AC/DC)

Ø40

Ø29

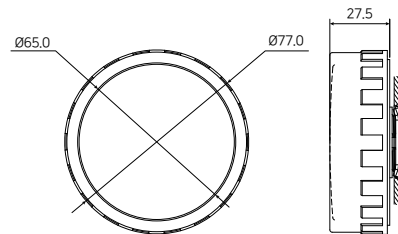
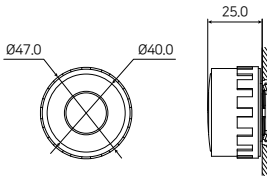
Ø65



Full Guard Push Button

Ø40

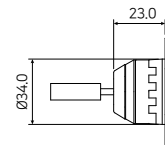
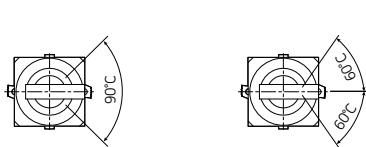
Ø65



Key

2 Position

3 Position

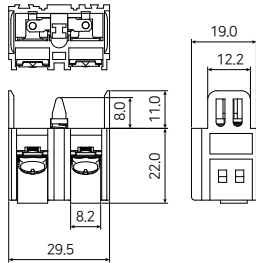


Accessory

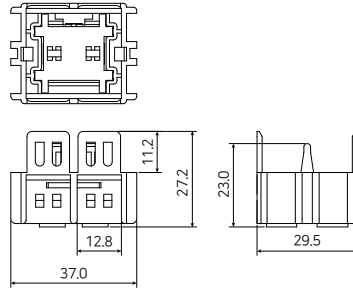
Unit : mm

Contact

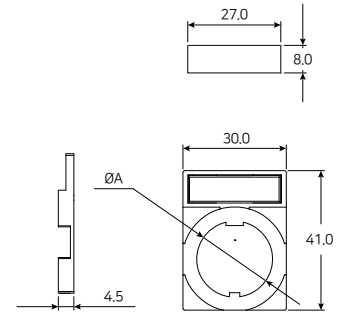
CBA / CBB



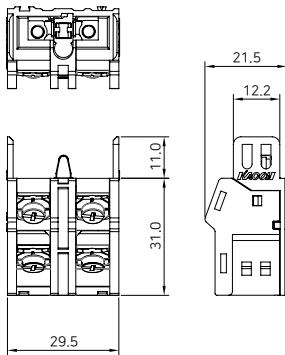
Maintain Holder



Name Plate

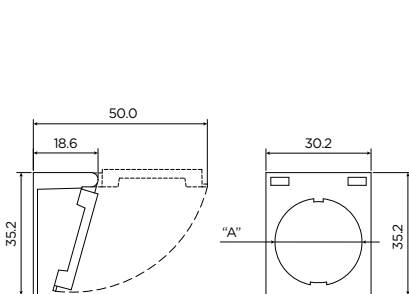


CBA2 / CBB2 / CBC

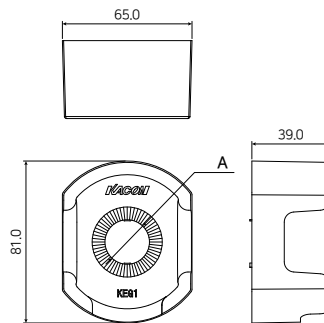


A	HP110A Ø22
	HP110A Ø25

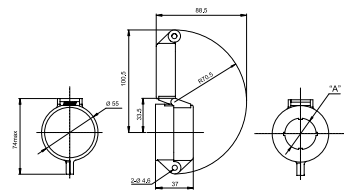
Protection Cover



Model	"A"
SC2	Ø22
SC5	Ø25



Model	KEG12 K22	KEG15 K25	KEG13 K30
A	Ø22	Ø25	Ø30



Model	"A"
KEG32	Ø22
KEG35	Ø25
KEG33	Ø30

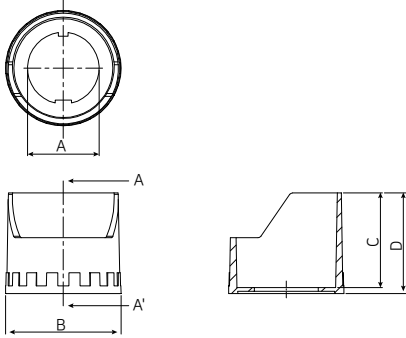
Control Switch

K22,25,30 Series

Accessory

Unit : mm

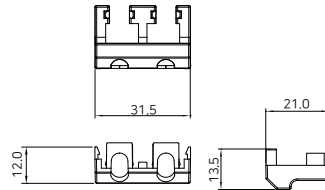
Protection Cover



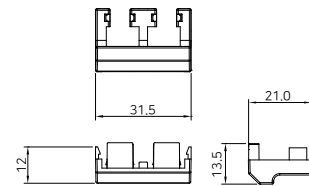
model	KSC12	KSC15	KSC13
A	Ø22	Ø25.1	Ø30.2
B	Ø35.4	Ø35.4	Ø39.6
C	29	29	28.3
D	30.9	30.9	30.4

Terminal Cover

KP-10

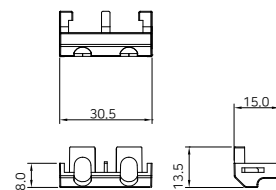


KP-11

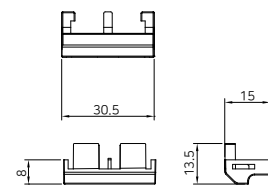


Power Terminal Cover

KP-20

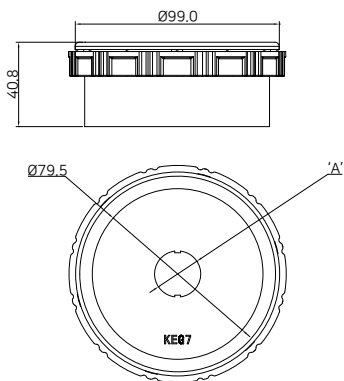


KP-21



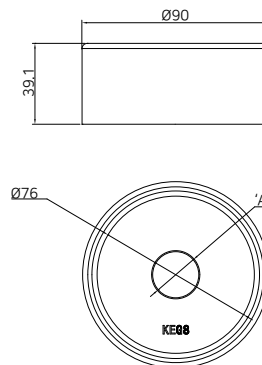
Safety Guard

KEG 7 Series



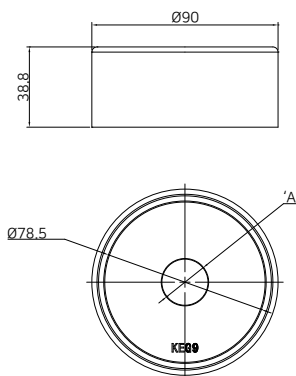
Model	'A'
KEG72	Ø22
KEG75	Ø25
KEG73	Ø30

KEG 8 Series



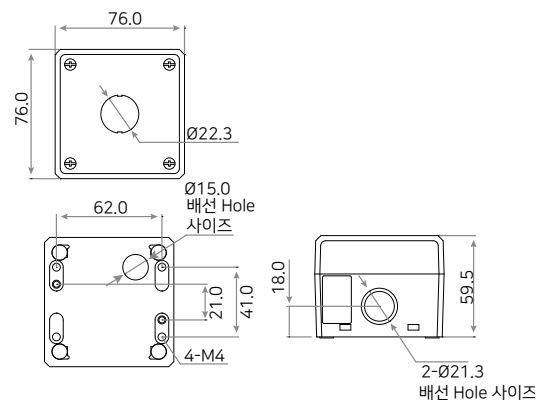
Model	'A'
KEG82	Ø22
KEG85	Ø25
KEG83	Ø30

KEG 9 Series



Model	'A'
KEG92	Ø22
KEG95	Ø25
KEG93	Ø30

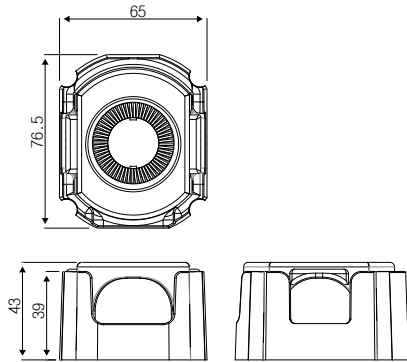
KEX-101Y



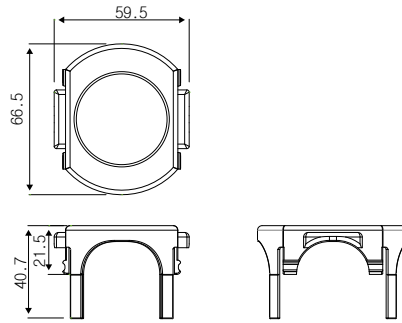
Dimension

Unit : mm

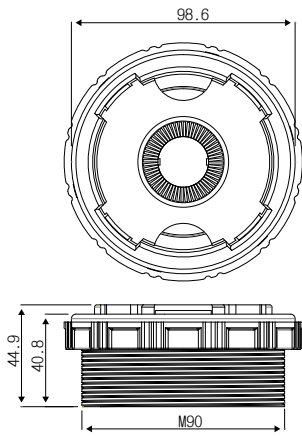
KEG-1□C



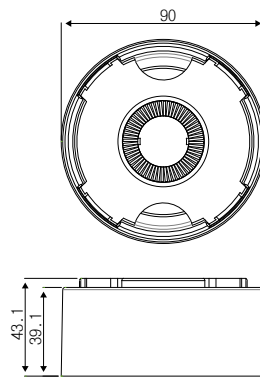
KEG-1SC



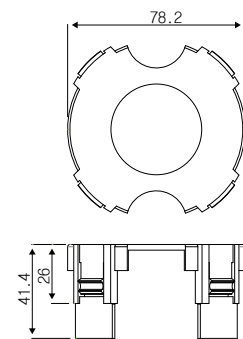
KEG-7□C



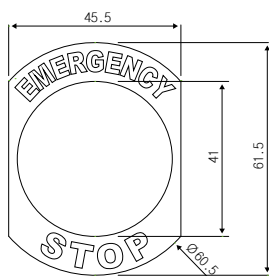
KEG-8□C



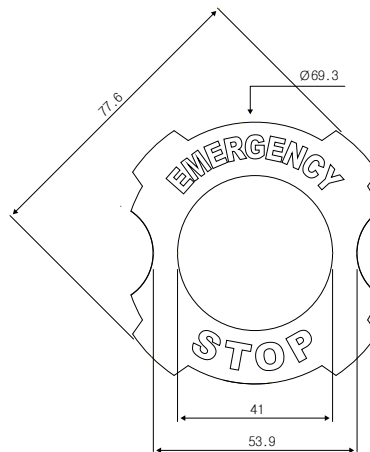
KEG-7SC



HP-1CE Series



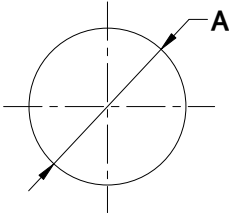
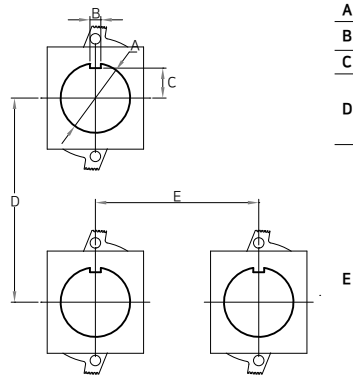
HP-7CE Series



Control Switch

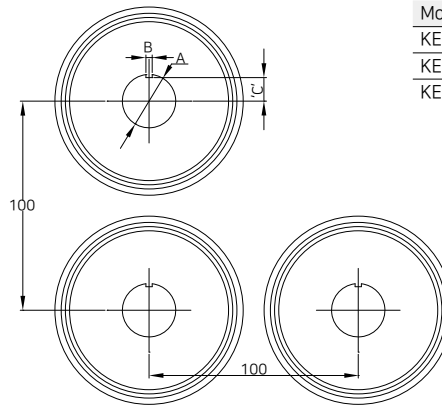
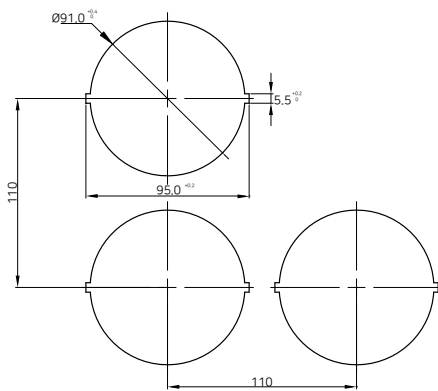
K22,25,30 Series

Panel Cut-Out / Mounting Dimension

Panel Cut-Out	Panel Mounting Dimension	Space Dimension	Ø22	Ø25	Ø30	
 <p>※ Panel Thickness 0.5~5.0 mm</p>		A	Ø22.5(±0.2)	Ø25.5(±0.2)	Ø30.5(±0.2)	
		B	3 ^{+0.0} _{-0.5}	3 ^{+0.0} _{-0.5}	3 ^{+0.0} _{-0.5}	
		C	10±0.2	11±0.2	13.5±0.2	
		D	Switch	Min. 60		
			Ø65 Mushroom	Min. 70		
			Ø65 Full Guard	Min. 85		
			Round	Min. 40		
			Square	Min. 40		
			Ø29 Mushroom	Min. 40		
			Ø40 Mushroom(Reset)	Min. 45		
			Ø65 Mushroom(Reset)	Min. 70		
			Ø29 Full Guard	Min. 40		
			Ø40 Full Guard	Min. 60		
			Selector	Min. 40		
			Long Lever Selector	Min. 50		

KEG7 Series

KEG8, KEG9 Series



Model	'A'	'B'	'C'
KEG82, 92	Ø22.5	3	10±0.2
KEG85, 95	Ø25.5	3	11±0.2
KEG83, 93	Ø30.5	3	13.5±0.2

Key, Selector contact form drawing (basic contact)

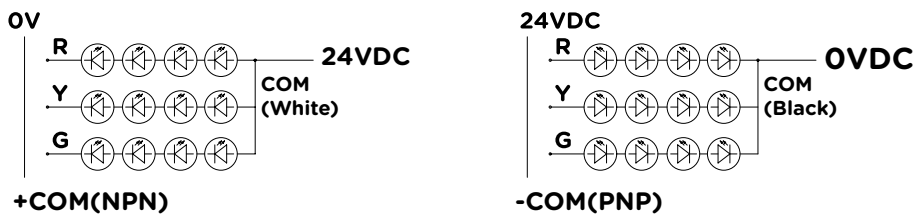
2 Position				3 Position					
Contact	Terminal code	Left	Right	Contact	Terminal code	Left	Middle	Right	
1a1b	NO		●	1a1b	NO			●	
	NC	●			NC		●	●	
2a	NO		●	2a	NO			●	
	NO		●		NO	●			
2b	NC	●		2b	NC	●	●		
	NC	●			NC		●	●	
2a2b	NO		●	2a2b	NO			●	
	NC	●			NC		●	●	
	NO		●		NO				●
	NC	●			NC		●	●	

KEG8□YL-△ Circuit composition

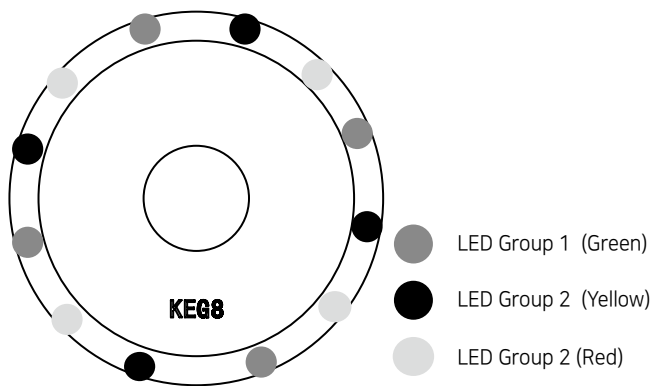
	Wiring system	com	LED Group 1	LED Group 2	LED Group 3
color	+com	White (W)	Red(R)	Yellow(Y)	Green(G)
	-com	Black(K)	Red(R)	Yellow(Y)	Green(G)

※ □ - Ø : 2(Ø22), 5(Ø25), 3(Ø30)
 △ - Wiring system : N(NPN), P(PNP)

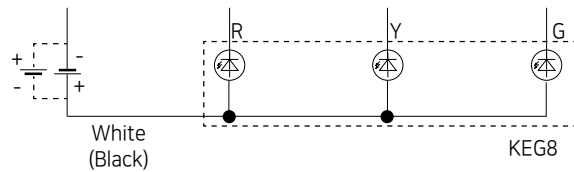
KEG8□YL-△ LED Circuit composition



KEG8□YL-△ LED Group layout circuit composition



KEG8□YL-△ Circuit wiring example




Control Switch

K22,25,30 Series

Pre-Caution

K series is a separable unit that consists of operating, trans and contact units.
The operating unit, which is separated from the transformer unit, is mounted on the panel, and then the trans unit is mounted and wiring is easily conducted.

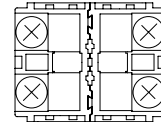

Separate the operating unit from the trans unit after push the separation lever, mount the operating unit on the panel first, and then attach the trans and contact units.



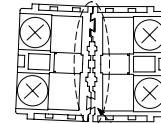

Be sure to push the separation lever before separating the operating unit from the trans unit.

Excessive force may damage the product.

When adding additional contacts, check if the connection is firm.
Poor connection may lead to operation errors and contact separation.



(O)




(X)

All K series operating units have anti-rotation fixtures. Attach the fixing ring and anti-rotation fixture close to each other to prevent the rotation of the operating unit and the loosening of the fixing ring.




K22/25-21S (Push-selector switch) Direction indicator pin replacement

● Inserting the direction indicator pin




① Hold the pin with its flat surface upward.



② The lateral projection of the pin engages with the projection in the knob.



③ Push the pin in the arrow direction with a 20° inclination.



④ Press the pin with a finger until the click sound is heard.



⑤ The direction indicator pin is fully inserted.

● Removing the direction indicator pin



① Insert a driver or awl vertically at the arrowed point.



② Erect the tool in the arrowed direction to separate the pin.



③ The direction indicator pin is replaced with another one in different color.

● Diverse colors for the direction indicator pins



Direction indicator pins come in four colors to ensure high-quality design. Yellow, blue, orange, and white

Finger Touch cover mounted as standard

