

Control Switch

K25F AL guard type




Pilot Light




Non-Illuminated
Push Button Switch



Illuminated
Push Button Switch



Non-Illuminated
Mushroom Push Button Switch



Illuminated
Mushroom Push Button Switch



Non-Illuminated
Selector Switch



Illuminated
Selector Switch



Illuminated Buzzer

Part Number Description

K - **1** - **2** **3** **4** - **5** AL **6**

1 Operator Type	25F : Ø25		
2 Bezel Type	1 : Pilot Light	2 : Momentary	3 : Maintained
	4 : 2 Position Selector	5 : 3 Position Selector	BZ : Buzzer
3 Illumination & Shape	1 : Non-Illumination Round	4 : Illumination Round	7 : Illumination Round(LED)
4 Color	R : Red	G : Green	Y : Yellow
	B : Blue	K : Black	W : White
5 Second Standard	N29 : Ø29	N40 : Ø40	
	S2R : 2 Position Auto Short Lever	S3LR : 3 Position Both Auto Short Lever	S3L : 3 Position Left Auto Short Lever
	S3R : 3 Position Right Auto Short Lever		
	L2R : 2 Position Auto Long Lever	L3LR : 3 Position Both Auto Long Lever	L3L : 3 Position Left Auto Long Lever
	L3R : 3 Position Right Auto Long Lever	L : Long Lever (Non illuminated type only)	
6 Rated Voltage	None : No Voltage	12/24VDC	110VDC
	110VAC*	220VAC	

※ * The mark is on demand.

Specification

Contact Ratings	Material	Ag alloy				
	Rated Current	voltage	AC12	AC13	DC12	DC13
		24V	10A	10A	6A	1.5A
		48V	10A	10A	3A	0.4A
		110V	10A	10A	2A	0.2A
		250V	6A	6A	1A	0.1A
		440V	2A	2A	-	-
	Minimum Switching Current	10A				
	Minimum Switching Voltage	440VAC				
Contact Resistance	50mΩ					
Illumination	Normal Current	AC	LED	20mA		
		DC	LED	20mA		
		LED	Min. 50,000hrs			
General Ratings	Dielectric Strength	Between terminal	1,800VAC for 1 minute			
		Body and terminal	2,500VAC for 1 minute			
	Life Cycles	Mechanical	Min. 200,000			
		Electrical	Min. 2,000,000 (Emergency, Selector : Min. 500,000)			
	Degree of Protection	IP54	Selector : IP40			
	Insulation Resistance	100MΩ min.(at 500VDC)				
	Frequency of Alteration	30 time / 1 minute				
	Ambient Temperature	-25℃ ~ + 70℃ (without no icing)				
	Torque	0.8N·m (8.16kgf·cm)				
Buzzer	Mounting size	K25F-BZ-AL : Ø25mm				
	Rated Voltage	90VAC ~ 240VAC	12VDC ~ 24VDC			
	Power consumption	Max. 5W				
	Rated power	Max. 1W				
	Volume	80dB(Phon) 1m				
	Degree of Protection	IP40				
	Sound Type	Continuous	Alternating frequency			
	Terminal	0.8N·m (8.16kgf·cm)				

☞ All right reserved. Specification subject to change without notice.

* LED working 50% less than the original brightness after 50000 hours.

Control Switch

K25F AL series - Non-flush type

Product Selection

Operator Type	Panel Cutting Hole	Contact Form	Color	Part Number	Rated Voltage
Illuminated LED Pilot Light 	Ø25	-	Red	K25F-17R-AL	12/24VDC 110VDC 110VAC 110/220VAC
			Green	K25F-17G-AL	
			Yellow	K25F-17Y-AL	
			Blue	K25F-17B-AL	
			White	K25F-17W-AL	
			Black	K25F-17K-AL	
Momentary Non-Illuminated Push Button Switch 	Ø25	1N/O	Red	K25F-21R-AL	-
			Green	K25F-21G-AL	
			Yellow	K25F-21Y-AL	
			Blue	K25F-21B-AL	
			White	K25F-21W-AL	
			Black	K25F-21K-AL	
Maintained Non-Illuminated Push Button Switch 	Ø25	1N/O	Red	K25F-31R-AL	-
			Green	K25F-31G-AL	
			Yellow	K25F-31Y-AL	
			Blue	K25F-31B-AL	
			White	K25F-31W-AL	
			Black	K25F-31K-AL	
Momentary Illuminated LED Push Button Switch 	Ø25	1N/O	Red	K25F-27R-AL	12/24VDC 110VDC 110VAC 110/220VAC
			Green	K25F-27G-AL	
			Yellow	K25F-27Y-AL	
			Blue	K25F-27B-AL	
			White	K25F-27W-AL	
			Black	K25F-27K-AL	
Maintained Non-Illuminated LED Push Button Switch 	Ø25	1N/O	Red	K25F-37R-AL	12/24VDC 110VDC 110VAC 110/220VAC
			Green	K25F-37G-AL	
			Yellow	K25F-37Y-AL	
			Blue	K25F-37B-AL	
			White	K25F-37W-AL	
			Black	K25F-37K-AL	










Product Selection

Operator Type	Panel Cutting Hole	Head Type	Contact Form	Color	Selector Type	Operator Function	Part Number	Rated Voltage
Non-Illuminated Selector Switch (2 Position) 	Ø25	Knob Type	1N/O	Black	Maintained		K25F-41K-AL	-
				Red			K25F-41R-AL	
				Green			K25F-41G-AL	
				Yellow			K25F-41Y-AL	
				Blue			K25F-41B-AL	
				Black	Spring Return		K25F-41K-S2R AL	-
				Red			K25F-41R-S2R AL	
				Green			K25F-41G-S2R AL	
				Yellow			K25F-41Y-S2R AL	
				Blue			K25F-41B-S2R AL	
Non-Illuminated Selector Switch (2 Position) 	Ø25	Lever Type	1N/O	Black	Maintained		K25F-41K-L AL	-
				Red			K25F-41R-L AL	
				Green			K25F-41G-L AL	
				Yellow			K25F-41Y-L AL	
				Blue			K25F-41B-L AL	
				Black	Spring Return		K25F-41K-L2R AL	-
				Red			K25F-41R-L2R AL	
				Green			K25F-41G-L2R AL	
				Yellow			K25F-41Y-L2R AL	
				Blue			K25F-41B-L2R AL	
Illuminated LED Selector Switch (2 Position) 	Ø25	Knob Type	1N/O	Black	Maintained		K25F-47R-AL	12/24VDC 110VDC 110VAC 110/220VAC
				Red			K25F-47G-AL	
				Green			K25F-47Y-AL	
				Yellow			K25F-47B-AL	
				Blue			K25F-47W-AL	
				Black	Spring Return		K25F-47R-S2R AL	12/24VDC 110VDC 110VAC 110/220VAC
				Red			K25F-47G-S2R AL	
				Green			K25F-47Y-S2R AL	
				Yellow			K25F-47B-S2R AL	
				Blue			K25F-47W-S2R AL	





Control Switch

K25F AL series - Non-flush type

Product Selection

Operator Type	Panel Cutting Hole	Head Type	Contact Form	Color	Selector Type	Operator Function	Part Number	Rated Voltage	
Non-Illuminated Selector Switch (3 Position) 	Ø25	Knob Type	2N/O	Black	Maintained		K25F-51K-AL	-	
				Red			K25F-51R-AL		
				Green			K25F-51G-AL		
				Yellow			K25F-51Y-AL		
				Blue			K25F-51B-AL		
				Black			K25F-51K-S3L AL		
				Red	K25F-51R-S3L AL		-		
				Green	K25F-51G-S3L AL				
				Yellow	K25F-51Y-S3L AL				
				Blue	K25F-51B-S3L AL				
				Black	K25F-51K-S3R AL				-
				Red	K25F-51R-S3R AL				
				Green	K25F-51G-S3R AL				
				Yellow	K25F-51Y-S3R AL				
				Blue	K25F-51B-S3R AL				
				Black	K25F-51K-S3LR AL		-		
				Red	K25F-51R-S3LR AL				
				Green	K25F-51G-S3LR AL				
Yellow	K25F-51Y-S3LR AL								
Blue	K25F-51B-S3LR AL								
Black	K25F-51K-L AL	Maintained		-					
Red	K25F-51R-L AL								
Green	K25F-51G-L AL								
Yellow	K25F-51Y-L AL								
Blue	K25F-51B-L AL								
Black	K25F-51K-L3L AL					-			
Red	K25F-51R-L3L AL								
Green	K25F-51G-L3L AL								
Yellow	K25F-51Y-L3L AL								
Blue	K25F-51B-L3L AL								
Black	K25F-51K-L3R AL		-						
Red	K25F-51R-L3R AL								
Green	K25F-51G-L3R AL								
Yellow	K25F-51Y-L3R AL								
Blue	K25F-51B-L3R AL								
Black	K25F-51K-L3LR AL				-				
Red	K25F-51R-L3LR AL								
Green	K25F-51G-L3LR AL								
Yellow	K25F-51Y-L3LR AL								
Blue	K25F-51B-L3LR AL								

Product Selection

Operator Type	Panel Cutting Hole	Head Type	Contact Form	Color	Selector Type	Operator Function	Part Number	Rated Voltage
Illuminated LED Selector Switch (3 Position)	Ø25		Red	Maintained			K25F-57R-AL	12/24VDC 110VDC 110VAC 110/220VAC
			Green				K25F-57G-AL	
			Yellow				K25F-57Y-AL	
			Blue				K25F-57B-AL	
			White				K25F-57W-AL	
			Red	Left Auto			K25F-57R-S3L AL	12/24VDC 110VDC 110VAC 110/220VAC
			Green				K25F-57G-S3L AL	
			Yellow				K25F-57Y-S3L AL	
			Blue				K25F-57B-S3L AL	
			White				K25F-57W-S3L AL	
	Red	Right Auto			K25F-57R-S3R AL	12/24VDC 110VDC 110VAC 110/220VAC		
	Green				K25F-57G-S3R AL			
	Yellow				K25F-57Y-S3R AL			
	Blue				K25F-57B-S3R AL			
	White				K25F-57W-S3R AL			
	Red	Both Auto			K25F-57R-S3LR AL	12/24VDC 110VDC 110VAC 110/220VAC		
	Green				K25F-57G-S3LR AL			
	Yellow				K25F-57Y-S3LR AL			
	Blue				K25F-57B-S3LR AL			
	White				K25F-57W-S3LR AL			
	Knob Type	2N/O						





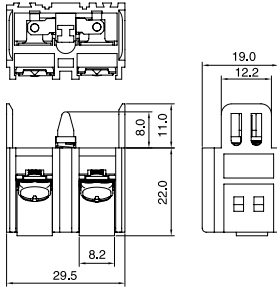


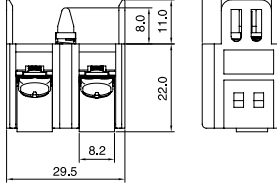


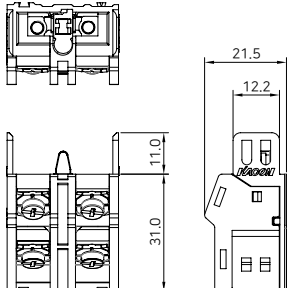


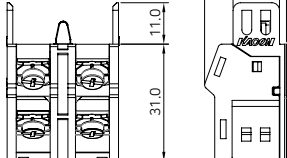






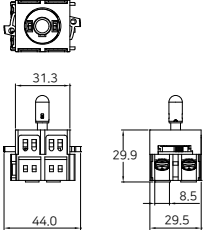


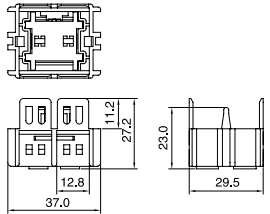
Control Switch

K25F AL series - Non-flush type

Product Selection

Operator Type	Panel Cutting Hole	Contact Form	Color	Part Number	Rated Voltage
Ø29 Non-Illuminated Mushroom Push Button Switch 	Ø25	1N/C	Red	K25F-21R-N29 AL	-
			Green	K25F-21G-N29 AL	
			Yellow	K25F-21Y-N29 AL	
Ø40 Non-Illuminated Mushroom Push Button Switch 	Ø25	1N/C	Red	K25F-21R-N40 AL	-
			Green	K25F-21G-N40 AL	
			Yellow	K25F-21Y-N40 AL	
Ø29 Illuminated Mushroom Push Button Switch 	Ø25	1N/C	Red	K25F-27R-N29 AL	12/24VDC 110VDC 110VAC 110/220VAC
			Green	K25F-27G-N29 AL	
			Yellow	K25F-27Y-N29 AL	
Ø40 Illuminated Mushroom Push Button Switch 	Ø25	1N/C	Red	K25F-27R-N40 AL	12/24VDC 110VDC 110VAC 110/220VAC
			Green	K25F-27G-N40 AL	
			Yellow	K25F-27Y-N40 AL	
Illuminated Buzzer 	Ø25	-	-	K25F-BZ-AL	90VAC ~ 240VAC 12VDC ~ 24VDC

Accessory

	Operator Type	Contact	Part Number	Rated Voltage	Dimension
	1NO Contact		CBA	-	
	1NC Contact	 ※ IEC60947-5-1 Positive opening type	CBB	-	
	2NO Contact		CBA2	-	
	2NC Contact	 ※ IEC60947-5-1 Positive opening type	CBB2	-	
	1NO + 1NC Contact	 ※ IEC60947-5-1 Positive opening type	CBC	-	
	LED Trans	X1—  —X2	KT- 	12/24VDC 110VDC 110/220VAC	
※  - Color : Red / Green / Yellow / Blue / White					
	Maintain Holder		KAL	-	

Control Switch

K25F AL series - Non-flush type

Option

Operator Type	Part Number	Dimension	Operator Type	Part Number	Dimension
	Terminal cover with hole (for CBA,CBB)	KP-10		Terminal cover with hole (for CBA2,CBB2, CBC)	KP-30
	Terminal cover without hole (for CBA,CBB)	KP-11		Terminal cover without hole (for CBA,CBB)	KP-31
	Power terminal cover with hole	KP-20		Terminal cover without hole (for CBA,CBB)	KP-31
	Power terminal cover without hole	KP-21			
	Protection Cover Ø25	KEG15Ⓐ			

Dimension	Value
model	KEG15
A	Ø25

Ⓐ - Color : Yellow
Red
Green
Amber
White

Dimension

Unit : mm

Pilot Light

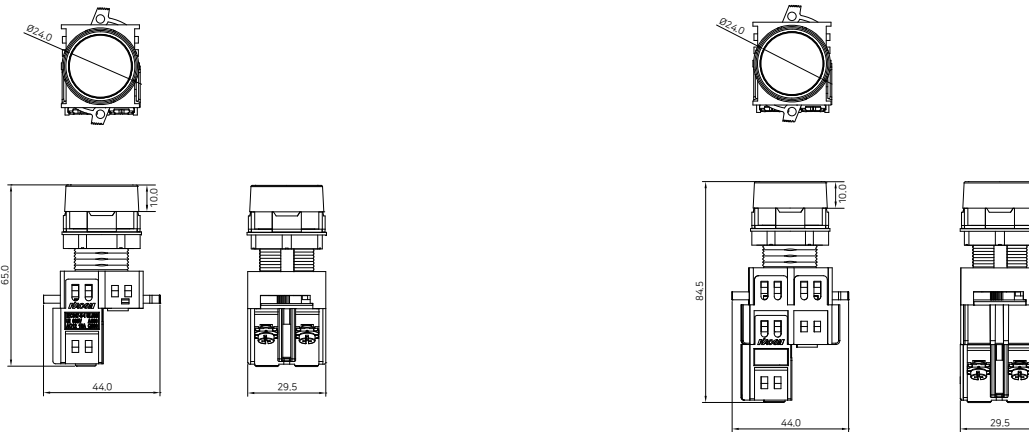
12/24VDC, 110VDC, 110/220VAC

110VAC



Non-Illuminated Push Button Switch(Momentary)

Non-Illuminated Push Button Switch(Maintained)



Illuminated Push Button Switch(Momentary)

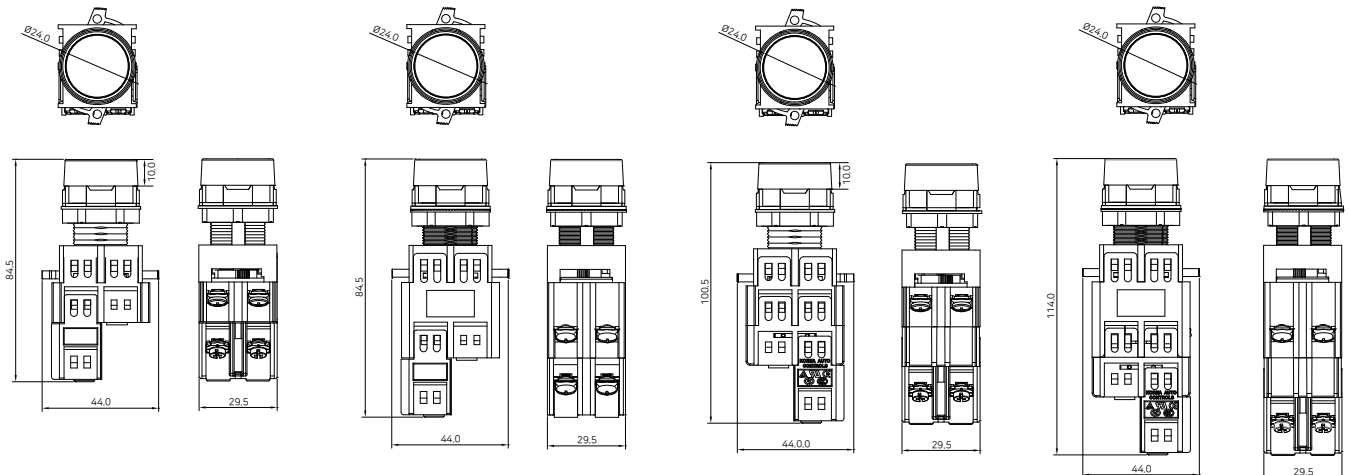
Illuminated Push Button Switch(Maintained)

12/24VDC, 110VDC, 110/220VAC

110VAC

12/24VDC, 110VDC, 110/220VAC

110VAC



Control Switch

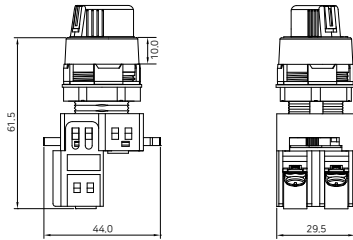
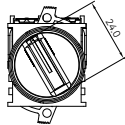
K25F AL series - Non-flush type

Dimension

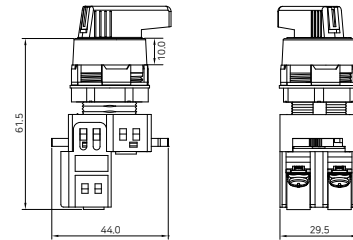
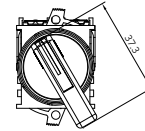
Unit : mm

Non-Illuminated Selector Switch

Knob Type



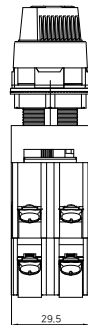
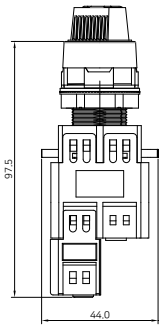
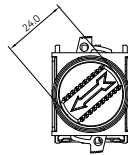
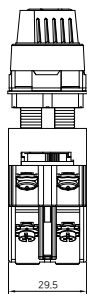
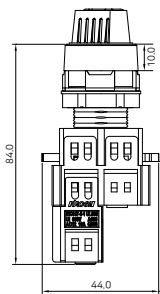
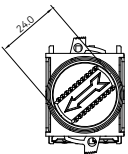
Lever Type



Illuminated Selector Switch

12/24VDC, 110VDC, 110/220VAC

110VAC

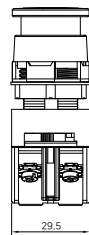
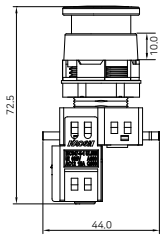
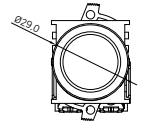


Dimension

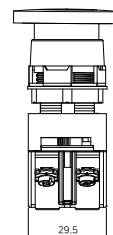
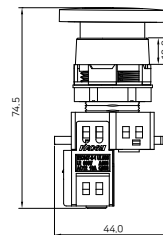
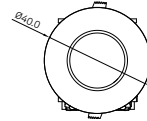
Unit : mm

Non-Illuminated Mushroom Push Button Switch

Ø29

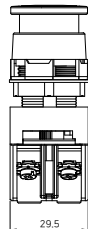
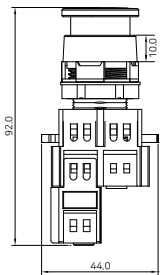
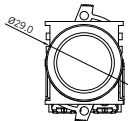


Ø40

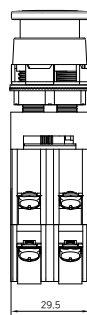
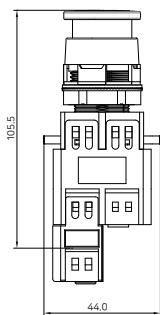
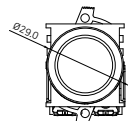


Illuminated Mushroom Push Button Switch(Ø29)

12/24VDC, 110VDC, 110/220VAC

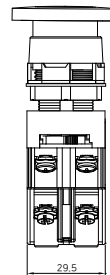
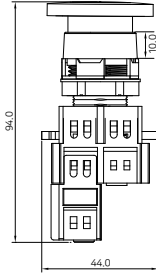
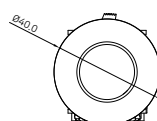


110VAC

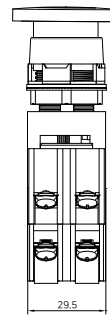
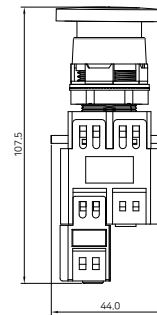
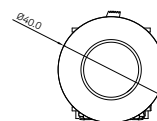


Illuminated Mushroom Push Button Switch(Ø40)

12/24VDC, 110VDC, 110/220VAC



110VAC



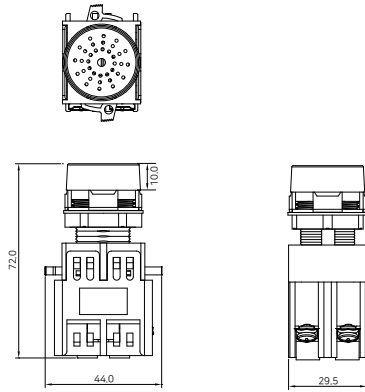
Control Switch

K25F AL series - Non-flush type

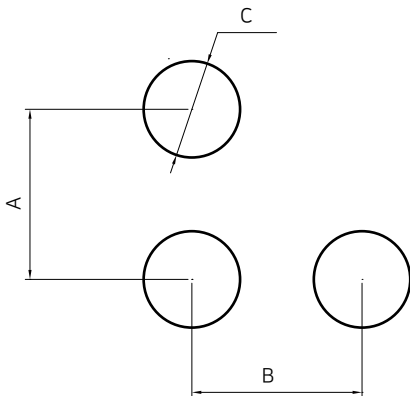
Dimension

Unit : mm

Illuminated Buzzer



Panel cut out & Mounting hole panel mounting space



A	B	C
45	45	25.5

※ Panel Thickness : 0.5~4mm

Contact block diagram

Diagram



Contract block configuration

	1NO	1NC	2NO	2NC	1NO+1NC	2NO+2NC
Non-Illuminated						
Illuminated						

※ This is example of contact block configuration for reference of usage. End user must config contact block according to their system.

Key, Selector contact form drawing (basic contact)

2 Position				3 Position					
Contact form	Terminal code	left	Right	Contact form	Terminal code	left	Center	Right	
1a1b	NO		●	1a1b	NO			●	
	NC	●			NC		●	●	
2a	NO		●	2a	NO			●	
	NO		●		NO	●			
2b	NC	●		2b	NC	●	●		
	NC	●			NC		●	●	
2a2b	NO		●	2a2b	NO			●	
	NC	●			NC		●	●	
	NO		●		NO				●
	NC	●			NC		●	●	