

FNC Programmable MT Analog Output

Current / voltage output



FNC 58B MT Programmable Analog Output

Ø58 Flange



Features

- Programmable measuring range
- Industry 58 mm end hollow shaft version
- Robust mechanical and electrical construction
- Protection up to IP67
- 0-10V voltage / 4-20mA current output

Output Options :

- Programmable;
- 0-10VDC Voltage
 - 0-5VDC Voltage
 - 4-20mA current

Technical data - electrical ratings

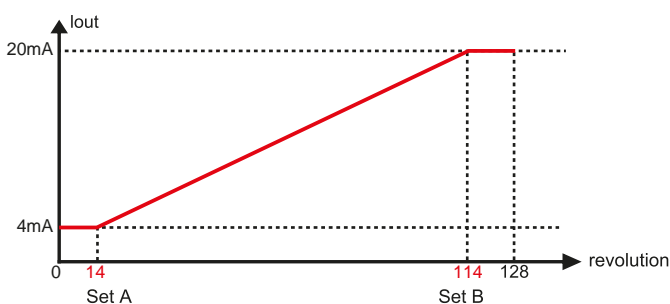
Voltage supply	24-30VDC
Protection:	Output short circuit protection. Reverse polarity protection
Consumption w/o load	≤60 mA (24 VDC)
Output signals	0-10VDC Voltage output 0-5VDC Voltage output 4-20mA current output
Measuring range	Total DAC resolution (ST + MT) : 16 bit Up to 65.536 programmable If MT selected 4 bit, ST resolution : 12 bit If MT selected 6 bit, ST resolution : 10 bit
Interference immunity	DIN EN 61000-6-2
Emitted interference	DIN EN 61000-6-4
Approval	CE

Technical data - mechanical design

Dimensions (flange)	ø58 mm
Shaft loading	≤140 N axial ≤240 N radial
Protection DIN EN 60529	IP54, IP65
Operating speed	≤10000 rpm
Starting torque	≤0.025 Nm (IP 65)
Materials	Housing: Aluminium Flange: Aluminium Shaft : Stainless steel
Shaft/Hollow shaft diameter:	8, 10, 12 mm (other diameters on request)
Bearings lifetime:	2×10^9 rev. at 100% of full rated shaft load (minimum)
Operating temperature	-20...+85 °C
Storage temperature	-30 °C up to +90 °C
Weight approx.	250 g

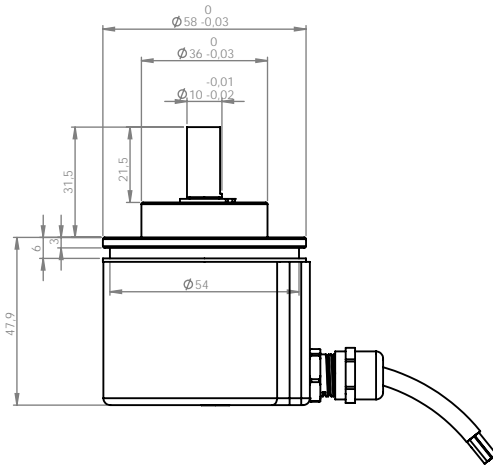
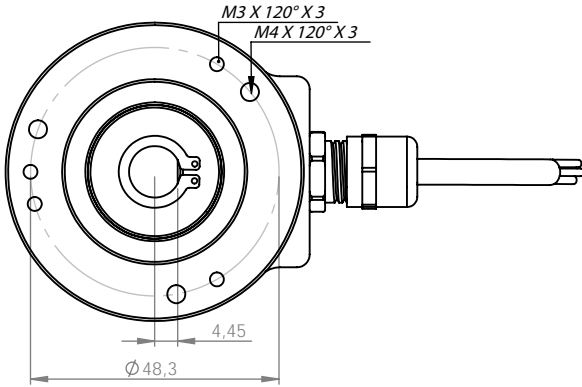
Pulse Diagram

Example: 128 revolution current output.



Ø58 Flange FNC 58B MT Programmable Analog Output

Mechanical Dimensions



Cable Wiring

Function	Color	Renk	Explanation
+VB	Brown	Kahve	Supply voltage
GND	White	Beyaz	Ground
V	Green	Yeşil	Voltage output
A	Red	Kırmızı	Current output

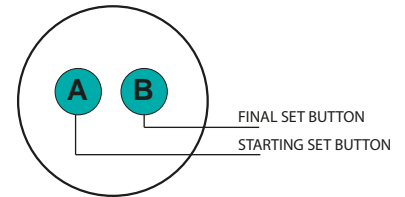
Connector Wiring

Connector Type	Analog Output	+VDC	GND	SET1	SET2
CRM1205	1	2	3	4	5

Teach Procedure

Teach Procedure 1:
Press A and B button for 10 sec.
Leds will flash.
At start point press A button

Teach Procedure 2:
Turn shaft CW to final point.
Press B button at final point.
Teach procedure is done.



For fabrication settings press A and B button for 30 sec.

Encoder Part Number

FNC P A A 58 B 10 M4 V1 3V - R1205

Programmable	FNC
Absolute	P
Analog	A A
Housing : 58mm	58
Flange Type: E : End hollow shaft B : Shaft clamping flange S : Servo flange	B
Shaft diameter : 8, 10, 12, 14 Other dimensions on request	10

Electrical Connections:

Cable
R2 : radial 2m, shield not connected (standart)
A2 : axial 2m, shield not connected (standart)
R1205 : M12 5pin connector

Supply Voltage:
30V : 24-30VDC

Output type :
C1 : 4-20mA
V1 : 0-10V
V2 : 1-5V

Multiturn
4, 5, 6, 7, ... up to 16 bit
e.g.
M4 : up to 16 turn programmable
M5 : up to 32 turn programmable
M10 : up to 1024 turn programmable
M12 : up to 4096 turn programmable